



The Automatic but Flexible and Content-Dependent Nature of Syntax

Laura Jiménez-Ortega^{1,2*}, Esperanza Badaya³, Pilar Casado^{1,2}, Sabela Fondevila^{1,2}, David Hernández-Gutiérrez¹, Francisco Muñoz^{1,2}, José Sánchez-García¹ and Manuel Martín-Loeches^{1,2}

¹ Cognitive Neuroscience Section, UCM-ISCIII Center for Human Evolution and Behavior, Madrid, Spain, ² Department of Psychobiology & Behavioral Sciences Methods, Complutense University of Madrid, Madrid, Spain, ³ School of Philosophy, Psychology and Language Sciences, The University of Edinburgh, Edinburgh, United Kingdom

OPEN ACCESS

Edited by:

Shen Tu,
Guizhou University of Finance
and Economics, China

Reviewed by:

Masatoshi Koizumi,
Tohoku University, Japan
Isabel Fraga,
University of Santiago
de Compostela, Spain

*Correspondence:

Laura Jiménez-Ortega
laurajim@ucm.es

Specialty section:

This article was submitted to
Cognitive Neuroscience,
a section of the journal
Frontiers in Human Neuroscience

Received: 08 January 2021

Accepted: 07 May 2021

Published: xx May 2021

Citation:

Jiménez-Ortega L, Badaya E,
Casado P, Fondevila S,
Hernández-Gutiérrez D, Muñoz F,
Sánchez-García J and
Martín-Loeches M (2021) The
Automatic but Flexible
and Content-Dependent Nature
of Syntax.

Front. Hum. Neurosci. 15:651158.
doi: 10.3389/fnhum.2021.651158

Syntactic processing has often been considered an utmost example of unconscious automatic processing. In this line, it has been demonstrated that masked words containing syntactic anomalies are processed by our brain triggering event related potential (ERP) components similar to the ones triggered by conscious syntactic anomalies, thus supporting the automatic nature of the syntactic processing. Conversely, recent evidence also points out that regardless of the level of awareness, emotional information and other relevant extralinguistic information modulate conscious syntactic processing too. These results are also in line with suggestions that, under certain circumstances, syntactic processing could also be flexible and context-dependent. However, the study of the concomitant automatic but flexible conception of syntactic parsing is very scarce. Hence, to this aim, we examined whether and how masked emotional words (positive, negative, and neutral masked adjectives) containing morphosyntactic anomalies (half of the cases) affect linguistic comprehension of an ongoing unmasked sentence that also can contain a number agreement anomaly between the noun and the verb. ERP components were observed to emotional information (EPN), masked anomalies (LAN and a weak P600), and unmasked ones (LAN/N400 and P600). Furthermore, interactions in the processing of conscious and unconscious morphosyntactic anomalies and between unconscious emotional information and conscious anomalies were detected. The findings support, on the one hand, the automatic nature of syntax, given that syntactic components LAN and P600 were observed to unconscious anomalies. On the other hand, the flexible, permeable, and context-dependent nature of the syntactic processing is also supported, since unconscious information modulated conscious syntactic components. This double nature of syntactic processing is in line with theories of automaticity, suggesting that even unconscious/automatic, syntactic processing is flexible, adaptable, and context-dependent.

Keywords: unconscious processing, left anterior negativity, automaticity of syntax, unconscious emotion perception, syntax flexibility

INTRODUCTION

Traditionally, syntactic processing has been considered a paramount example of unconscious automatic processing (Fodor, 1983; Hauser et al., 2002), an idea supported by empirical evidence (Hasting and Kotz, 2008; Batterink and Neville, 2013; Jimenez-Ortega et al., 2014; Lucchese et al., 2017). Current refined theories of automaticity suggest that unconscious/automatic processing is flexible, adaptable, context-dependent, and able to influence a variety of cognitive and executive functions (For reviews see: Kiefer, 2012; Ansorge et al., 2014). However, little is known on whether syntax would display these characteristics. In the present study, we aim to investigate whether syntax might have an automatic but flexible and content-dependent nature.

Recent views of brain function and neuroanatomy have described highly overlapping networks between emotion and cognition (Pessoa, 2012, 2016). Emotional information, regardless of the level of awareness, has an enormous adaptive value, probably interacting with many cognitive domains, such as planning, attention, memory, decision-making, or language (Ashby et al., 1999; Mitchell and Phillips, 2007; Pessoa, 2008; Vissers et al., 2010; Jimenez-Ortega et al., 2012; Martin-Loeches et al., 2012). Evidence suggests that a large part of emotional information is processed automatically, without awareness. Following that unconsciously processed stimuli impact cognitive processes at several levels, such as language comprehension and decision-making (for reviews see: Dehaene et al., 2006; Van den Bussche et al., 2009; Kiefer et al., 2011; Smith et al., 2015; Perlovsky and Schoeller, 2019), evidence has shown that unconscious emotional information can as well affect processes such as decision-making, semantics, and syntax, and trigger long-lasting cerebral processes (Naccache et al., 2005; Gibbons, 2009; Yang et al., 2017). This supports an extensive and rich interweaving between emotion and cognition, even at the unconscious level.

Recent evidence challenges the traditional view that syntax is an encapsulated process (Fodor, 1983; Hauser et al., 2002). For example, syntactical processing of sentences has been recently reported to be affected by emotions with and without awareness (Vissers et al., 2010; Martin-Loeches et al., 2012; Hinojosa et al., 2014; Verhees et al., 2015; Jiménez-Ortega et al., 2017, 2020). Likewise, the mere social presence of a confederate has been shown to elicit syntactic modulations (Hinchcliffe et al., 2020). Overall, the influence of extralinguistic cues such as emotions and social presence on syntax and regardless of the level of awareness seem to be supported.

Modulations of event related potential (ERP) components allow us to investigate the unconscious emotional effect on syntax, due to their high temporal resolution. Anterior negativities appear between 300 and 500 ms after stimulus onset over frontal electrodes to grammatical incongruences, such as morphosyntactic anomalies (e.g., Rothermich et al., 2010; Steinhauer and Drury, 2012; Bohn et al., 2013; Magne et al., 2016). They are typically left-sided, so often it is denominated LAN (left anterior negativity), though fronto-central distributions might also appear (Molinaro et al., 2015). These negativities seem to

reflect highly automatic first-parsing processes, the detection of morphosyntactic mismatches, the difficulty of processing correct but rare grammatical structures (Friederici et al., 1999; Friederici and Kotz, 2003), and even some working memory operations (King and Kutas, 1995; Weckerly and Kutas, 1999; Martin-Loeches et al., 2005; Makuuchi et al., 2009). As reviewed in Friederici (2017), the LAN is most probably originated in area BA44 of the left inferior frontal gyrus, which, together with the posterior superior temporal sulcus, underlies syntactic processing (Matchin et al., 2017; Schell et al., 2017).

A more general marker for structural processing, the later (500–1000 ms) centro-parietal positive component (P600), is said to reflect a later-stage syntactic reanalysis and reintegration (Osterhout et al., 1994; Hagoort et al., 2003; Molinaro et al., 2011). More recently, it has been suggested that it may also reflect integration processes of conscious and unconscious linguistic information (Jimenez-Ortega et al., 2014). The semantic P600, when found, has also been linked to the assessment of incoming information to update the mental model (Burkhardt, 2007). The P600 probably emerges in the angular gyrus and the posterior superior temporal gyrus (Friederici, 2017; Schell et al., 2017).

Particularly, the effects of emotional language on syntactic processing have been previously reported for both the LAN and the P600 (Vissers et al., 2007, 2010; Jimenez-Ortega et al., 2012; Martin-Loeches et al., 2012; Van Berkum et al., 2013; Fraga et al., 2017). Emotional effects on the LAN may indicate that the lexical–semantic information conveyed by emotional linguistic stimuli can impact syntactic processing at its early—and presumably automatic—stages (Hasting and Kotz, 2008; Batterink and Neville, 2013; Jimenez-Ortega et al., 2014; Lucchese et al., 2017). However, how emotional information affects syntax is unclear. While some studies observed a similar LAN component between positive/pleasant and negative/unpleasant information (Jimenez-Ortega et al., 2012; Espuny et al., 2018a; Padron et al., 2020), others observed differences at early components to syntactic anomalies between positive and negative information (Martin-Loeches et al., 2012; Jiménez-Ortega et al., 2017; Espuny et al., 2018b). This variability might depend on both the arousal and valence of the emotional material (Citron et al., 2013; Hinojosa et al., 2020). For example, moderately arousing pleasant and unpleasant adjectives containing syntactic anomalies with respect to an ongoing sentence have been found to trigger similar LAN components (Padron et al., 2020). In contrast, Espuny et al. (2018), using also moderately arousing words, observed that negative valenced words triggered a larger LAN than positive and neutral valenced words. Nonetheless, in this case, the emotional words were presented preceding sentences containing gender and number anomalies instead within the sentence. Therefore, other factors, such as the moment and mode of the emotional information presentation, may also account for these dissimilarities.

Relevant to our aims, LAN modulations have also been observed to unconscious emotional information. Specifically, the unconscious processing of either emotional adjectives or facial expressions showed a distinct effect on the onset of the LAN and its topography (Jiménez-Ortega et al., 2017, 2020). Evidence also points out that masked syntactic anomalies trigger similar ERP

229 components to those elicited by consciously perceived syntactic
 230 anomalies (Jimenez-Ortega et al., 2014). Since unconscious
 231 perception ensures automatic processing (Kiefer et al., 2012), the
 232 observed components to such unconscious anomalies support
 233 the automatic nature of syntax, as proposed by other authors
 234 using different approaches, such as attentional blink (Hasting and
 235 Kotz, 2008; Pulvermuller et al., 2008; Lucchese et al., 2017).

236 As mentioned above, it has been demonstrated that both
 237 conscious and unconscious emotions and social context can affect
 238 language comprehension and particularly syntactic processing
 239 (Jimenez-Ortega et al., 2012; Van Berkum et al., 2013;
 240 Verhees et al., 2015; Jiménez-Ortega et al., 2017, 2020).
 241 Therefore, early syntactic parsing might be automatic but
 242 can be modulated by emotional and social cues. This is
 243 in line with theories of automaticity that suggest that even
 244 unconscious/automatic processing is flexible, adaptable, and
 245 context-dependent. Unconscious information can influence a
 246 variety of cognitive and executive functions, probably as a
 247 function of high-level executive control settings (For reviews
 248 see:Kiefer, 2012; Ansorge et al., 2014). Yet, there are few studies
 249 currently investigating this automatic but flexible conception
 250 of syntactic parsing. Although automatic processing can occur
 251 with or without awareness, a suitable way to investigate
 252 automatic processing is by presenting unaware masked stimuli
 253 (Ansorge et al., 2014). Hence, to investigate this automatic but
 254 flexible conception of syntax, we examined whether and how
 255 masked emotional words (positive, negative, and neutral masked
 256 adjectives) containing morphosyntactic anomalies (half of the
 257 cases) affect the linguistic comprehension of ongoing unmasked
 258 sentences that also contain, in half of the cases, a number
 259 disagreement anomaly between the noun and the verb. Following
 260 the canonical order in Spanish, the masked adjectives always
 261 appeared between the unmasked noun and verb.

262 If, as discussed above, early syntactic parsing is automatic,
 263 we expect to observe syntactic components following masked
 264 anomalies (number disagreement between a masked adjective
 265 and an unmasked noun). If syntax is also flexible and content-
 266 dependent, the emotional content of the masked adjectives might
 267 also modulate the syntactic components to conscious number
 268 anomalies (number disagreement between an unmasked verb and
 269 an unmasked noun). Furthermore, we also expect interactions
 270 between unmasked syntactic anomalies (number disagreement
 271 between a masked adjective and an unmasked noun) and masked
 272 ones (number disagreement between an unmasked verb and an
 273 unmasked noun). Since the presence of an unconscious anomaly
 274 might prime the subsequent conscious anomaly, we expect an
 275 amplitude reduction of conscious syntactic components.

277 METHODS

278 Participants

279 Twenty-six Spanish-native speakers (18 female, 8 male)
 280 participated in the experiment. Their age ranged from 18 to
 281 26 years old (mean: 20.5) All participants were right-handed
 282 (mean score: +82, range: +20 to +100) according to the
 283 Edinburgh Handedness Inventory (Oldfield, 1971). Participants
 284
 285

286 had normal or corrected-to-normal vision, no hearing difficulties,
 287 and no previous history of neural or psychiatric disorders.
 288 Participants gave their informed consent before the experiment,
 289 following the Declaration of Helsinki, as approved by the ethics
 290 committee of the Center for Human Evolution and Behavior
 291 (UCM-ISCI) and were reimbursed afterwards.

292 Materials

293 Three hundred sixty sentences were created as experimental
 294 stimuli following the Spanish canonical order of determiner –
 295 noun – verb. Between the noun and the verb, a masked adjective
 296 was presented for 8 ms, preceded and followed by a hash mark
 297 also lasting 74 ms. Such method demonstrated its efficacy in
 298 previous studies (Van den Bussche et al., 2009; Kiefer et al.,
 299 2012; Jimenez-Ortega et al., 2014; Jimenez-Ortega, 2017). To
 300 increase sentence structure variability, half of the sentences were
 301 presented in a short format (i.e., adding a complement after
 302 the verb), and the other half were in a long format (adding to
 303 components after the verb). All sentences were simple clauses (see
 304 **Table 1** for examples).

305 The same 360 sentences were used for all experimental
 306 conditions. Therefore, each sentence had 12 different versions,
 307 according to the three main conditions: correctness of the masked
 308 adjective (correct, incorrect), correctness of the verb (correct,
 309 incorrect), and valence of the masked adjective (negative,
 310 positive, neutral) (see **Table 1** for examples), yielding a total
 311 number of 4320 experimental sentences. Stimuli presentation was
 312 counterbalanced across participants as described below.

313 The combination of grammatical correctness (regarding
 314 number agreement) in the unmasked sentence (between the
 315 noun and the verb) and the masked adjective (between
 316 this and the unmasked noun) led to four possibilities: (1)
 317 all correct (e.g., La radio_{sing} conocida_{sing} ##### emite_{sing}
 318 noticias/ The radio_{sing} known_{sing} ##### broadcasts_{sing} news),
 319 (2) masked adjective over unmasked noun disagreement
 320 (e.g., La radio_{sing} conocidas_{plural} ##### emite_{sing} noticias/
 321 The radio_{sing} known_{plural} ##### broadcasts_{sing} news), (3)
 322 unmasked noun over unmasked verb disagreement (e.g., La
 323 radio_{sing} conocida_{sing} ##### emiten_{plural} noticias/ The radio_{sing}
 324 known_{sing} ##### broadcast_{plural} news), and (4) all incorrect
 325 (e.g., La radio_{sing} conocidas_{plural} ##### emiten_{plural} noticias/ The
 326 radio_{sing} known_{plural} ##### broadcast_{plural} news), that is, both
 327 masked adjective over unmasked noun and unmasked noun over
 328 unmasked verb disagreements. These conditions will be referred
 329 as follows, respectively: (1) Masked Correct – Unmasked Correct
 330 (C_{NA}-C_{NV}-C_{AV}), (2) Masked Incorrect – Unmasked Correct
 331 (I_{NA}-C_{NV}-I_{AV}), (3) Masked Correct – Unmasked Incorrect (C_{NA}-
 332 I_{NV}-I_{AV}), and (4) Masked Incorrect – Unmasked Incorrect
 333 (I_{NA}-I_{NV}-C_{AV}) (**Table 2**), where _{NA} refers to the noun-masked
 334 adjective number agreement, _{NV} refers to the noun-verb
 335 agreement, and _{AV} refers to the masked adjective-verb agreement.

336 Valance (V) and arousal values were obtained from
 337 Stadhagen-Gonzalez et al. (2017). Five hundred twelve
 338 participants rated 14,031 Spanish words on a nine-point
 339 scale for valence (1 = infeliz (“unhappy”), 9 = feliz (“happy”))
 340 and arousal (1 = tranquilo(a) (“quiet”), 9 = excitado (“excited”)).
 341 Three versions of each of the above sentences were created
 342

TABLE 1 | Example stimuli for the short and long sentences.

Subliminal adjective agreement	Correct	Supraliminal verb agreement	Determinant	Noun	Subliminal adjective valence Positive/Neutral/Negative	Mask	Supraliminal verb Correct/Incorrect	Complement	Complement
			La	radio	conocida	#####	emite	noticias	
			The	radio[sing.]	nacional insensible known[sing.] national[sing.] insensitive[sing.]	#####	broadcasts[sing.]	news	
		Supraliminal verb disagreement	La	radio	conocida	#####	emiten	noticias	
			The	radio[sing.]	nacional insensible known[sing.] national[sing.] insensitive[sing.]	#####	broadcasts[plural]	news	
		Supraliminal verb agreement	Los	abrigos	buenos	#####	calientan	el	cuerpo
			The	coats[plural]	éticos raídos good[plural] ethnic[plural] ragged[plural]	#####	warm[plural]	the	body
		Supraliminal verb disagreement	Los	abrigos	buenos	#####	calienta	el	cuerpo
			The	coats[plural]	éticos raídos good[plural] ethnic[plural] ragged[plural]	#####	warms[sing.]	the	body

(Continued)

343
344
345
346
347
348
349
350
351
352
353
354
355
356
357
358
359
360
361
362
363
364
365
366
367
368
369
370
371
372
373
374
375
376
377
378
379
380
381
382
383
384
385
386
387
388
389
390
391
392
393
394
395
396
397
398
399

400
401
402
403
404
405
406
407
408
409
410
411
412
413
414
415
416
417
418
419
420
421
422
423
424
425
426
427
428
429
430
431
432
433
434
435
436
437
438
439
440
441
442
443
444
445
446
447
448
449
450
451
452
453
454
455
456

457
458
459
460
461
462
463
464
465
466
467
468
469
470
471
472
473
474
475
476
477
478
479
480
481
482
483
484
485
486
487
488
489
490
491
492
493
494
495
496
497
498
499
500
501
502
503
504
505
506
507
508
509
510
511
512
513

TABLE 1 | Continued

	Determinant	Noun	Subliminal adjective valence Positive/Neutral/Negative	Mask	Supraliminal verb Correct/Incorrect	Complement	Complement
Incorrect							
Supraliminal verb agreement	La	radio	conocidas	#####	emite	noticias	
	The	radio _(sing.)	nacionales insensibles known _(plural) national _(plural) insensitive _(plural)	#####	broadcasts _(sing.)	news	
Supraliminal verb disagreement	La	radio	conocidas	#####	emiten	noticias	
	The	radio _(sing.)	nacionales insensibles known _(plural) national _(plural) insensitive _(plural)	#####	broadcast _(plural)	news	
Supraliminal verb agreement	Los	abrigos	bueno	#####	calientan	el	cuerpo
	The	coats _(plural)	étnico raído good _(sing.) ethnic _(sing.) ragged _(sing.)	#####	warm _(plural)	the	body
Supraliminal verb disagreement	Los	abrigos	bueno	#####	calienta	el	cuerpo
	The	coats _(plural)	étnico raído good _(sing.) ethnic _(sing.) ragged _(sing.)	#####	warms _(sing.)	the	body

514
515
516
517
518
519
520
521
522
523
524
525
526
527
528
529
530
531
532
533
534
535
536
537
538
539
540
541
542
543
544
545
546
547
548
549
550
551
552
553
554
555
556
557
558
559
560
561
562
563
564
565
566
567
568
569
570

TABLE 2 | Experimental conditions arising for Masked Correctness by Unmasked Correctness factors regardless of Emotion factor.

		<i>Noun-verb (NV) (target task)</i>	
		Correct (C)	Incorrect (I)
Noun-masked adjective. (NA)	Correct (C)	(1) C _{NA-CNV-CAV}	(3) C _{NA-INV-IAV}
	Incorrect (I)	(2) I _{NA-CNV-IAV}	(4) I _{NA-INV-CAV}

Where *NA* refers to the noun-masked adjective number agreement, *NV* to the noun-verb agreement and *AV* to the masked adjective-verb agreement.

to have them presented with a positive ($V > 6.5$, $M = 7.3$, $SD = 0.45$), neutral ($6.45 > V > 4.9$, $M = 5.59$, $SD = 0.37$), or negative ($4.7 > V$, $M = 3.53$, $SD = 0.61$) masked adjective. All the masked adjectives were matched for arousal ($M_{pos} = 5.36$, $SD = 0.87$; $M_{neu} = 5.38$, $SD = 0.61$; $M_{neg} = 5.37$, $SD = 0.79$) (Table 2). Therefore, the 4 conditions above turn into 12 conditions, as a function of the valence of the masked adjective: C_{NA-CNV-CAV-Pos}, I_{NA-CNV-IAV-Pos}, C_{NA-INV-IAV-Pos}, I_{NA-INV-CAV-Pos}, C_{NA-CNV-CAV-Neg}, I_{NA-CNV-IAV-Neg}, I_{NA-INV-CAV-Neg}, I_{NA-INV-CAV-Neg}, C_{NA-CNV-CAV-Neu}, I_{NA-CNV-IAV-Neu}, I_{NA-INV-CAV-Neu}, I_{NA-INV-CAV-Neu}.

Semantic acceptability between the masked adjective and the unmasked sentence was carefully controlled. Acceptability for each condition was the number of results in a Google search within quotation marks for “noun adjective” (e.g., “*detective privado*” –English: “*private detective*”). The average acceptability of noun–adjective pairs, frequency, valence, and activation of the adjectives can be found at Table 3. No significant differences were found for any of the adjectives characteristics (all $F_s < 1.44$, $p > 0.24$) with the exception of valence [$F(2,718) = 4733.1$, $p < 0.001$, $\eta_p^2 = 0.929$, $\theta = 0.1$], as intended. Although unmasked verbs also contained number anomalies with respect to the noun, their linguistically relevant variables were not controlled, since each unmasked noun–verb combination was presented in 12 conditions the same number of times.

Experimental sentences were distributed in 12 presentation sets so that each sentence was presented only in one condition per participant. Therefore, each presentation set contained one version of the 360 sentences, equally distributing the 12 conditions. Additional 360 sentences of different length and structure were added as filler stimuli, previously used in Jimenez et al. (2017, 2020). Each filler could be correct or incorrect and contained strings of hash marks inserted at different places of the sentence, except between the noun and the verb, in order to increase variability relative to the experimental sentences. They were presented during 82 ms in order to generate a similar

conscious perception to the one produced by the presentation of the forward hash mask, the masked adjective, and the backward hash mask in the experimental sentences.

Procedure

Participants were told that the aim of the experiment was to investigate how people process grammatical errors. Their task was to indicate whether the sentence was grammatically correct or not by pressing one of two buttons with their index fingers. The assignment of correct button was counterbalanced. Participants performed a practice session with 20 sentences that were not presented in the experiment to check if they had understood the task. They were also instructed to avoid blinking and eye movements during the presentation of the sentences.

Stimuli were presented white-on-black using the Presentation software on a 240Hz-HP-LCD screen, centered in the monitor screen, with visual angles around 0.8° in height and 0.8° to 14° in width, at a viewing distance of 65 cm. As illustrated in Figure 1, each trial began with a fixation cross for 500 ms, after which the sentence was displayed word-by-word. Each word was displayed for 300 ms, except for the hash mask and masked adjective, which were presented for 74 and 8 ms, respectively. A blank screen was displayed after each word for 300 ms, followed by a question mark after the last word that signaled participants to answer. Participants were given 1000 ms to respond. After that, the next trial began after 1000 ms. There was a pause every 180 trials to avoid fatigue. The experimental session lasted around 60 min, plus electrode preparation.

Once the experimental session finished, participants performed a visibility test to check whether participants were aware of the masked adjective. Following the procedure by Jimenez-Ortega et al. (2014, 2018), participants were presented with a subset (40 trials) of the experimental stimuli and fillers and had to report if they saw anything after the presentation of the hash mask. According to the visibility test, none of the participants was aware of the masked adjective presentation nor did they differentiate between fillers and experimental sentences. Finally, participants filled in the Edinburgh handedness questionnaire.

EEG Recording and Data Processing and Analysis

EEG data was recorded from 59 scalp, 4 EOG, and 2 mastoid electrodes using the standard 10/20 system at a sample rate of 250 Hz and a bandpass of 0.01–100 Hz. Scalp electrodes were referenced online to the left mastoid electrode – M1. They were later re-referenced offline to the average mastoid and re-filtered

TABLE 3 | Means (SDs) for linguistically relevant variables in masked adjectives.

	Valence	Arousal	Length	Frequency	Acceptability*	Participles %
Positive	7.3 (0.45)	5.27 (0.87)	7.4 (1.5)	1248.23 (2056.5)	22439.87 (75896.63)	37.6
Neutral	5.59 (0.37)	5.38 (0.61)	7.5 (1.5)	1587.5 (4815.9)	26697.12 (26697.12)	30.6
Negative	3.45 (0.61)	5.37 (0.79)	7.4 (1.7)	817.3 (1688.9)	17880.81 (26697.12)	37.4

*Acceptability of masked adjective over unmasked noun combination, as measured by the number of hits appearing in a Google search.

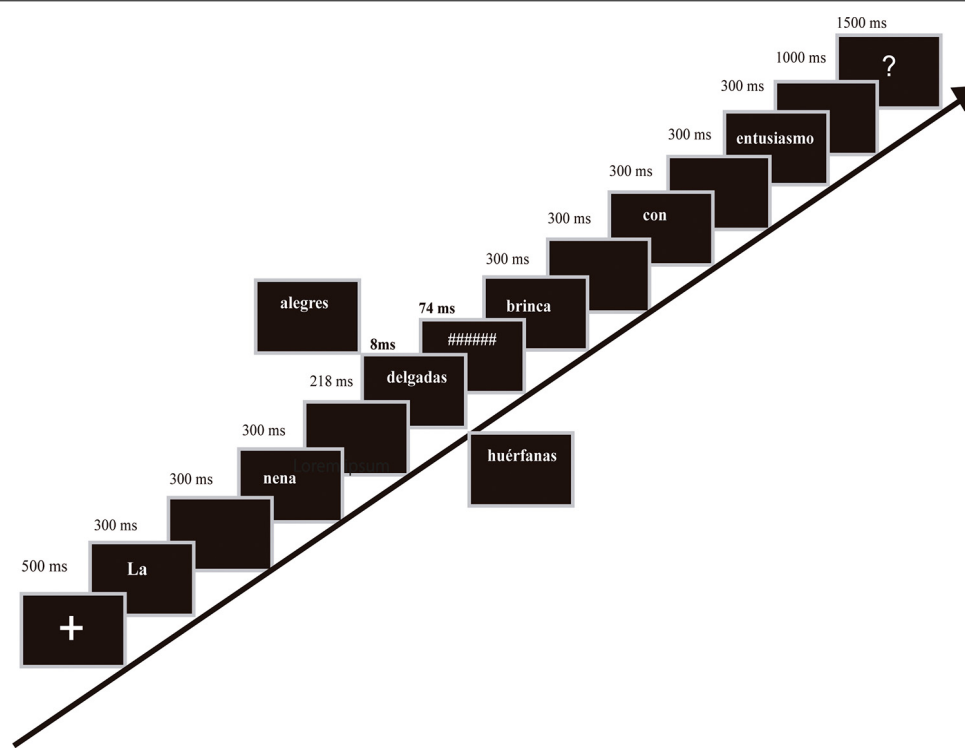


FIGURE 1 | Experimental procedure. Sentences contained masked emotional adjectives (positive, negative, or neutral adjectives) that could be either correct or incorrect (number disagreement relative to unmasked nouns). In addition, the ongoing unmasked sentence could also be correct or incorrect (noun–verb number disagreement). In the example, the masked adjective was incorrect (examples of positive, negative, and neutral adjectives appear), while unmasked verb was correct. The literal translation into English of the example is: *The babe [thin/happy/orphan (all plural)] jumps with enthusiasm.*

with a bandpass filter of 0.01–40 Hz. The recorded activity of bipolar vertical and horizontal electrooculograms (EOG) monitored eye-related activity such as eye movements and blinks. Electrode impedance kept below 5 K Ω .

The EEG data was analyzed with Brain Vision Analyzer[®] software. The continuous EEG was segmented into epochs of 1400 ms for each trial, including a 200 ms baseline relative to the presentation of the masked adjective. Ocular correction was performed through Independent Component Analysis (ICA; Jung et al., 2010) as implemented in the software. Remaining artifacts were semi-automatically rejected by eliminating epochs exceeding ± 100 μ V in any of the channels. Epochs that contained incorrect responses were removed from the data analysis. The average of artifact-free trials correctly answered per condition was 23.6 with no differences across conditions according to a Masked Correctness (2) \times Unmasked Correctness (2) \times Emotion (3) repeated ANOVA (all F s < 1.079, p s > 0.3).

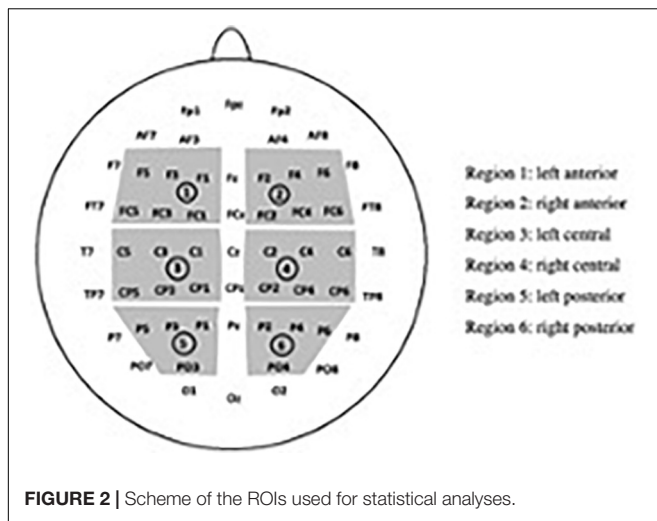
Data Analysis

Factorial cluster analyses seem to successfully and objectively estimate time-windows for ERP components. Time-windows analyses might facilitate comparison with previous results, simplifying *post hoc* analyses. Therefore, given their advantages, analysis was done performing both techniques (For further details see: Groppe et al., 2011a,b; Brusini et al., 2016, 2017;

Fields and Kuperberg, 2019). As a result, time-windows analyses were guided by cluster analyses results and further confirmed by visual inspections.

Cluster-based permutation analyses were calculated by using the Factorial Mass Univariate Toolbox (Fields and Kuperberg, 2019) on Matlab[®], which builds upon and extends the Mass Univariate Toolbox developed by Groppe et al. (2011b). It allows complex factorial designs and shows good statistical power when *a priori* time segments are used (Fields and Kuperberg, 2019). Guided by Brusini et al. (2016); Jiménez-Ortega et al. (2020)'s procedures, two-time segments were considered for analyses, 0–600 ms and 600–1200 ms, to respectively capture the early and late components typically elicited by syntactic anomalies. Therefore, two factorial cluster-based permutation analyses were calculated, each with 10,000 iterations and an alpha level of 0.05 involving the factors Unmasked Correctness (correct, incorrect), Masked Correctness (correct, incorrect), and Emotion (positive, negative, and neutral).

For the time-windows analyses, related statistical analyses of variance (ANOVAs) were performed with the SPSS 22[®] software. Three brain regions of interest (ROIs) were used: anterior, central, and posterior regions (Figure 2). Thus, the ANOVA included five factors: ROI (anterior, central, posterior), Hemisphere (right, left), Unmasked Correctness (correct, incorrect), Masked Correctness (correct, incorrect), and Emotion (positive, negative, neutral). Similarly, behavioral data



were analyzed using an Unmasked Correctness (2) × Masked Correctness (2) × Emotion (3) repeated-measures ANOVA.

Violations of the sphericity assumption were corrected if found by the Greenhouse–Heisser correction, and Bonferroni corrections were used for multiple comparisons. Guided by cluster analyses and confirmed by visual inspections, the following windows were analyzed: 150–230 ms, 470–550 ms, 860–960 ms, and 1050–1150 ms.

RESULTS

Behavioral Data

Participants answered correctly 95.58% of the experimental trials. Although error rates were slightly larger for unmasked incorrect trials than for correct ones (1.7 vs. 0.9 respectively on average), the ANOVA analyses revealed no significant effects for error rates (all $F_s < 3.4$, $p > 0.07$). Likewise, no significant effects were observed for reaction times (all $F_s < 1.8$, $p > 0.17$).

Cluster Analyses

The early time segment (0–600 ms) yielded a main effect of Unmasked Correctness at around 350 ms involving up to 30 electrodes mostly localized on antero-central regions. A main effect of Emotion was observed at around 360 ms, which seems stronger at frontal left hemisphere, involving up to 30 electrodes (330–430 ms window). Similarly, a main emotional effect was observed at around 490 ms but involving up to 40 electrodes, which appears stronger at anterior electrodes, but also at right parietal ones (470–550 ms window). Finally, a Masked X Unmasked correctness significant interaction was found at 180 ms involving up to 40 electrodes (150–230 ms window) (**Supplementary Figure 1**).

Cluster-based permutation analyses at the later time segment (600–1200 ms) yielded revealed a main effect of Unmasked Correctness approximately at around 900 and also at around 1100 ms. Both clusters are broadly frontal-to-parietal distributed, involving up to 40 electrodes (**Supplementary Figure 2**).

Time-Window Analyses

Time Window 150–230 ms

A visual inspection of the waveforms (**Figure 3**), supported by the cluster analyses, showed ERP modulations at the interval 150–230 ms. An ANOVA analysis in this interval found main Masked Correctness effects ($F(1,25) = 6.75$, $p = 0.015$, $\eta_p^2 = 0.21$, $\theta = 0.705$), where masked incorrect trials triggered smaller amplitudes than masked correct ones (**Figure 3**). Additionally, in line with cluster analyses, a significant Masked by Unmasked Correctness interaction ($F(1,25) = 10.85$, $p = 0.003$, $\eta_p^2 = 0.303$, $\theta = 0.886$) was found, where the amplitude was significantly smaller for $I_{NA}-I_{NV}-C_{AV}$ than for $I_{NA}-I_{NV}-C_{AV}$ ($\Delta = -0.530$, $p = 0.002$) (**Figure 3**). This difference might account for the above reported Masked main effect of correctness since Masked Incorrect sentences collapses $I_{NA}-I_{NV}-C_{AV}$ and $I_{NA}-C_{NV}-I_{AV}$ conditions, while Masked Correct sentences agglutinates $C_{NA}-C_{NV}-C_{AV}$ and $I_{NA}-I_{NV}-C_{AV}$. Additionally, $C_{NA}-C_{NV}-C_{AV}$, $I_{NA}-C_{NV}-I_{AV}$, and $I_{NA}-I_{NV}-C_{AV}$ did not differ between them, as can be observed in **Figure 3** as well as confirmed by non-significant post-hoc comparisons. All other main effects of factors and their interactions did not reach significance (all $F_s < 2.1$, $p_s > 0.13$).

Time Window 330–430 ms

In line with cluster analyses, the ANOVA analyses at 330–430 ms yielded significant effects for Region × Unmasked Correctness ($F(2,50) = 4.16$, $p = 0.046$, $\eta_p^2 = 0.143$, $\theta = 0.537$) and Masked Correctness × Unmasked Correctness interactions ($F(1,25) = 7.52$, $p = 0.011$, $\eta_p^2 = 0.231$, $\theta = 0.751$) (**Figure 3**). *Post hoc* analyses revealed Unmasked Correctness effects exclusively for the anterior regions ($\Delta = -0.259$, $p = 0.043$). This result is in line with cluster analyses that yielded stronger significances in anterior electrodes at around 350 ms. Additionally, post-hoc analyses of Masked Correctness by Unmasked Correctness interaction yielded differences for $I_{NA}-C_{NV}-I_{AV}$ vs. $I-C_{NV}-C_{AV}$ ($\Delta = -0.239$, $p = 0.033$) and $I_{NA}-C_{NV}-I_{AV}$ vs. $I_{NA}-I_{NV}-C_{AV}$ ($\Delta = -0.316$, $p = 0.01$), where $I_{NA}-C_{NV}-I_{AV}$ condition presented a larger negativity in this window (see **Figure 3**). This $I_{NA}-C_{NV}-I_{AV}$ larger negativity might explain the positive Unmasked Correctness effect reported above, since unmasked correct sentences agglutinate $C_{NA}-C_{NV}-C_{AV}$ and $I_{NA}-C_{NV}-I_{AV}$ conditions, while unmasked incorrect sentences join $I_{NA}-I_{NV}-C_{AV}$ and $C_{NA}-I_{NV}-I_{AV}$ conditions, and no significant differences were observed between $C_{NA}-I_{NV}-I_{AV}$ and $C_{NA}-I_{NV}-I_{AV}$ conditions (**Figure 3**). Finally, a significant main effect for Emotion was found ($F(2,50) = 3.92$, $p = 0.027$, $\eta_p^2 = 0.136$, $\theta = 0.674$), where positive and negative conditions were significantly different ($\Delta = -0.261$, $p = 0.043$) (**Figure 4**). All other factors or interactions did not reach statistical significances (all $F_s < 3.1$, $p_s > 0.09$).

Time Window 470–550 ms

In this window, cluster analyses yielded a main effect of emotion (**Supplementary Figure 1**), while windows analyses revealed only a masked Correctness effect ($F(2,50) = 4.41$, $p = 0.046$, $\eta_p^2 = 0.15$, $\theta = 0.524$). Furthermore, topographic and visual ERP explorations revealed a widespread positivity stronger at central electrodes resembling a weak P600 effect, when comparing

913
914
915
916
917
918
919
920
921
922
923
924
925
926
927
928
929
930
931
932
933
934
935
936
937
938
939
940
941
942
943
944
945
946
947
948
949
950
951
952
953
954
955
956
957
958
959
960
961
962
963
964
965
966
967
968
969

970
971
972
973
974
975
976
977
978
979
980
981
982
983
984
985
986
987
988
989
990
991
992
993
994
995
996
997
998
999
1000
1001
1002
1003
1004
1005
1006
1007
1008
1009
1010
1011
1012
1013
1014
1015
1016
1017
1018
1019
1020
1021
1022

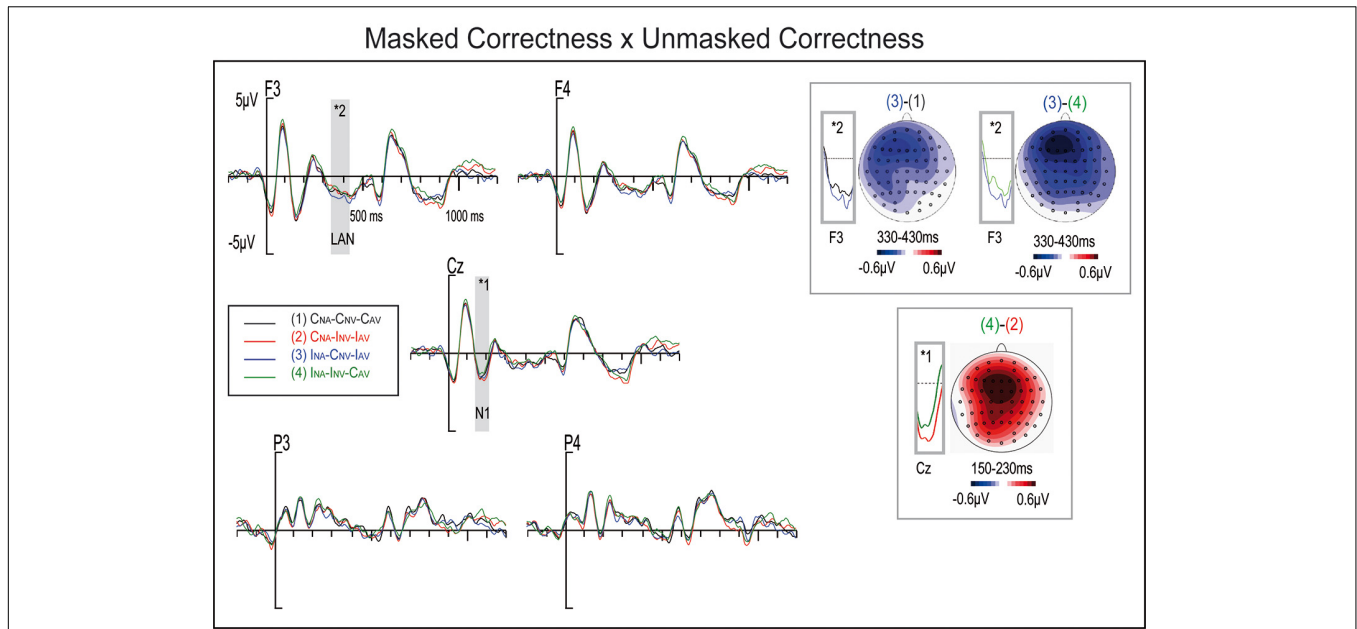


FIGURE 3 | ERP waveforms at selected electrodes for conditions: (1) Masked Correct – Unmasked Correct ($C_{NA}-C_{NV}-C_{AV}$), (2) Masked Incorrect – Unmasked Correct ($I_{NA}-C_{NV}-I_{AV}$), (3) Masked Incorrect – Unmasked Correct ($I_{NA}-C_{NV}-I_{AV}$), and (4) Masked Incorrect – Unmasked Incorrect ($I_{NA}-I_{NV}-C_{AV}$). Difference maps of the N2 at 150–230 ms ($I_{NA}-I_{NV}-C_{AV}$ minus $C_{NA}-I_{NV}-I_{AV}$) and LAN at 330–430 ms time windows ($I_{NA}-C_{NV}-I_{AV}$ minus $C_{NA}-C_{NV}-C_{AV}$ and $I_{NA}-C_{NV}-I_{AV}$ minus $I_{NA}-I_{NV}-C_{AV}$ from left to right).

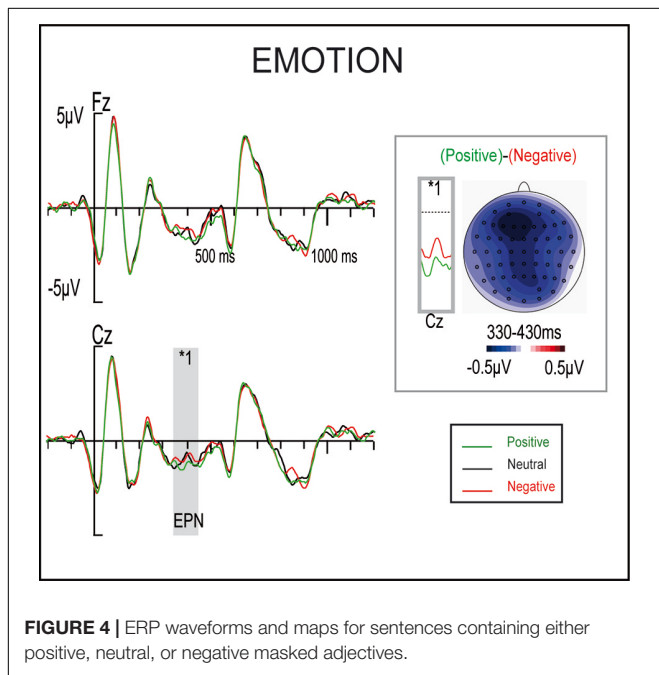


FIGURE 4 | ERP waveforms and maps for sentences containing either positive, neutral, or negative masked adjectives.

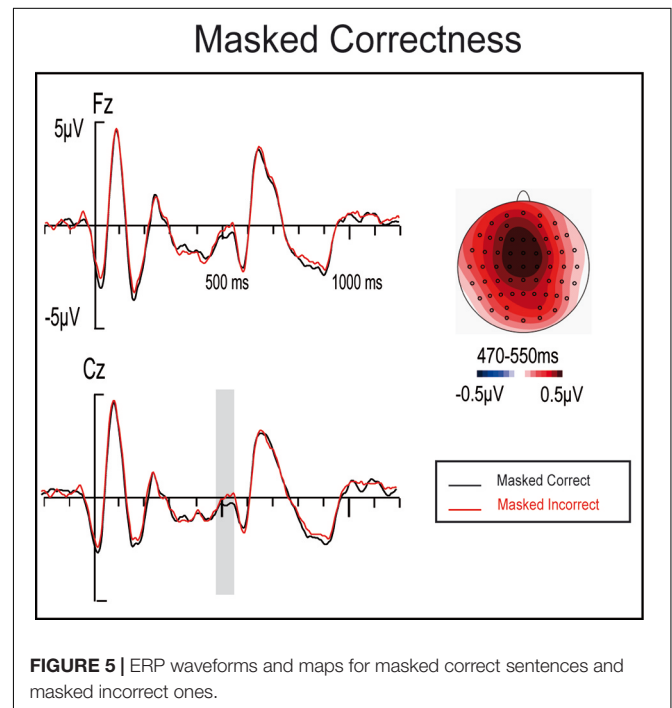


FIGURE 5 | ERP waveforms and maps for masked correct sentences and masked incorrect ones.

correct and incorrect masked anomalies (Figure 5). Although this result should be taken with caution, both ANOVA analyses and visual inspections supported a possible P600 component to masked anomalies rather than an Emotional effect (Figures 5, 6). Further significant main effects or interactions were not observed for windows analyses (all $F_s < n 3.1$, $p_s > 0.07$).

Time Window 860–960 ms

In this window, similarly to cluster analyses, an Unmasked Correctness significant effect was observed ($F(1,25) = 21.2$, $p < 0.001$, $\eta_p^2 = 0.46$, $\theta = 0.993$). Additionally, Unmasked Correctness \times Emotion ($F(2,50) = 4.12$, $p = 0.024$, $\eta_p^2 = 0.14$,

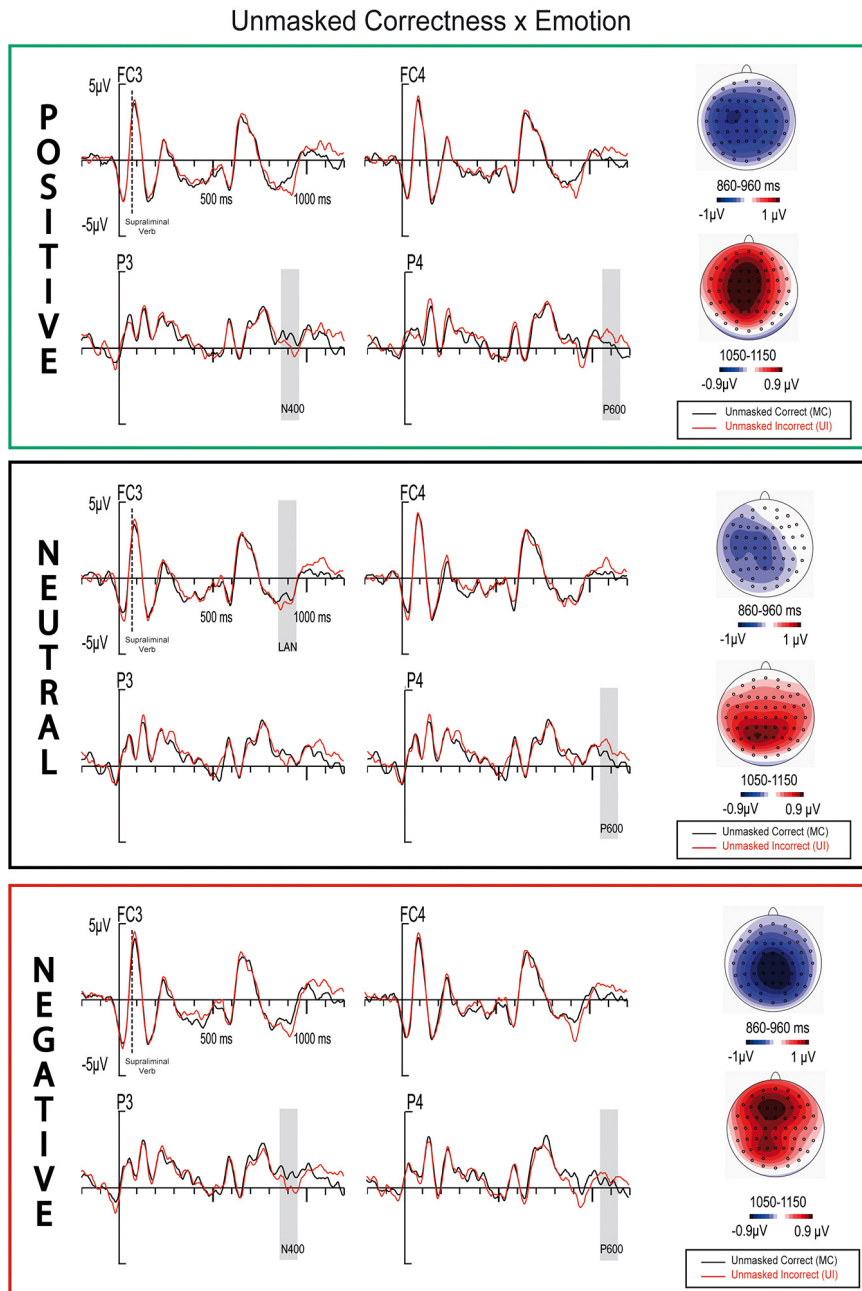


FIGURE 6 | ERP waveforms and maps for correct and incorrect sentences containing either positive, negative, or neutral masked adjectives.

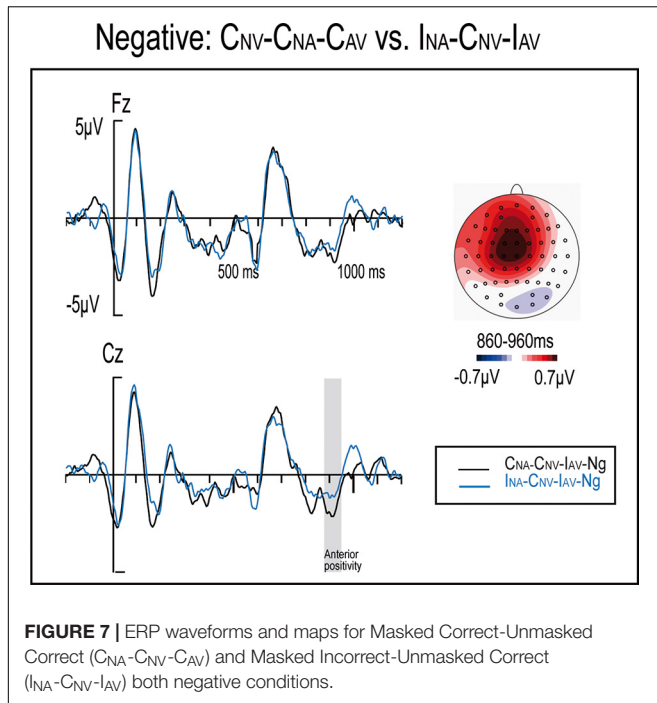
1027
1028
1029
1030
1031
1032
1033
1034
1035
1036
1037
1038
1039
1040
1041
1042
1043
1044
1045
1046
1047
1048
1049
1050
1051
1052
1053
1054
1055
1056
1057
1058
1059
1060
1061
1062
1063
1064
1065
1066
1067
1068
1069
1070
1071
1072
1073
1074
1075
1076
1077
1078
1079
1080
1081
1082
1083

1084
1085
1086
1087
1088
1089
1090
1091
1092
1093
1094
1095
1096
1097
1098
1099
1100
1101
1102
1103
1104
1105
1106
1107
1108
1109
1110
1111
1112
1113
1114
1115
1116
1117
1118
1119
1120
1121
1122
1123
1124
1125
1126
1127
1128
1129
1130
1131
1132
1133
1134
1135
1136
1137
1138
1139
1140

$\theta = 0.689$) and Region \times Masked Correctness \times Unmasked Correctness \times Emotion ($F(4,100) = 3.37, p = 0.042, \eta_p^2 = 0.13, \theta = 0.612$) significant interactions also arose. *Post hoc* analyses found significant Unmasked Correctness effects (incorrect vs. correct sentences) for positive and negative adjectives ($\Delta = -0.609, p = 0.001; \Delta = -0.743, p < 0.001$), but not for neutral ones ($\Delta = -0.271, p = 0.11$). Both presented topographies similar to an N400 component maximal at parietal electrodes (Figure 6). Nonetheless, ERP waveforms and topographic maps inspections for the neutral condition suggested

the presence of a weak negative anterior component to unmasked anomalies, maximal at FC5, FC3, and C5 electrodes, which topography (more left anterior than for negative and positives) resembles a weak LAN component (Figure 6). Furthermore, an Electrode (3) \times Unmasked Correctness (2) \times Masked correctness ANOVA in neutral adjectives disclosed significances between unmasked correct and unmasked incorrect trials ($F(4,100) = 4.44, p = 0.045, \eta_p^2 = 0.15, \theta = 0.53$). Finally, to disentangle the quadruple interaction described above, *post hoc* analyses were calculated. Within negative adjectives, there was

1141
1142
1143
1144
1145
1146
1147
1148
1149
1150
1151
1152
1153
1154
1155
1156
1157
1158
1159
1160
1161
1162
1163
1164
1165
1166
1167
1168
1169
1170
1171
1172
1173
1174
1175
1176
1177
1178
1179
1180
1181
1182
1183
1184
1185
1186
1187
1188
1189
1190
1191
1192
1193
1194
1195
1196
1197



a significant difference between can-INV-IAV-Ng and CNA-CNV-CAV-Ng conditions ($\Delta = 0.329$, $p = 0.02$); difference maps showed a positivity at anterior regions (Figure 7). All other factors and interactions in this window were not significant (*all Fs* < 2.5, *ps* > 0.11).

Time Window 1050–1150 ms

In line with cluster analyses, main effects for Unmasked Correctness and for the interaction Hemisphere \times Unmasked Correctness were significant ($F(1,25) = 16.66$, $p < 0.001$, $\eta_p^2 = 0.4$, $\theta = 0.975$; $F(1,25) = 5.83$, $p = 0.023$, $\eta_p^2 = 0.189$, $\theta = 0.642$). In this case, the topography resembles a P600 component, though more central than expected (Figure 6).

DISCUSSION

The present study aimed to explore the possible double nature of syntactic parsing: automatic, but flexible and adaptable to context. Specifically, what is investigated is the processing of masked emotional adjectives containing morphosyntactic anomalies (number agreement) and the extent to which they affect the linguistic comprehension of ongoing unmasked sentences, which also contain number agreement anomalies in the verb. We found that no differences in behavioral data were not found, possibly due to the delay included to prevent muscular artifacts between sentence presentation and participants' response. However, ERP modulations were observed to emotional information, both to masked and to unmasked anomalies. Furthermore, interactions between the processing of conscious and unconscious morphosyntactic anomalies as well as between unconscious emotional information and conscious

morphosyntactic anomalies were detected. Below, findings for each time window are discussed.

Attentional/Priming Effects

A negativity appeared in the 150–230 ms window, which was smaller for correct masked adjectives than for masked incorrect ones. This effect might probably appear because the amplitude was significantly smaller for the INA-INV-CAV than for the CNA-INV-IAV conditions, as the masked Incorrect variable agglutinates INA-INV-CAV and INA-CNV-IAV conditions, while the masked Correct variable agglutinates CNA-CNV-CAV and CNA-INV-IAV. This effect could be interpreted as a N1 component, since it appeared at around 100 ms after the unmasked verb presentation. The N1 component is said to reflect attentional and discrimination processes (Luck et al., 1996; Vogel and Luck, 2000). The N1 effects could arise because of the conflict or mismatch produced by a masked correct adjective followed by an unmasked incorrect verb, while in the masked incorrectness might prime the appearance of the unmasked incorrectness in the INA-INV-CAV condition, and thus capturing fewer attentional resources. Furthermore, verb anomalies preceded by emotional stimuli have been reported to elicit the N1 (Verhees et al., 2015). The N100 component has also been found for German-French L2 for gender disagreements (Foucart and Frenck-Mestre, 2011). These findings suggest that the N100 is a very early and highly automatic sign of syntactic processing, more common when using pair of words or even mismatch paradigms (Hasting and Kotz, 2008; Pulvermuller et al., 2008; Foucart and Frenck-Mestre, 2011). This data might also point out that the observed N100 component might appear due to the mismatch between the masked adjective and the unmasked verb, regardless of the rest of the sentence.

The N1 effect was not initially predicted in the present study, because N1 modulations were not observed in a previous experiment wherein masked adjectives containing morphosyntactic anomalies were presented embedded in a conscious sentence (Jimenez-Ortega et al., 2014). The sentence stimuli of that experiment presented an unmasked adjective for 17 ms that could contain an anomaly, followed by a masked adjective. As such, the masked and unmasked information were somehow either contradictory or redundant from a grammatical point of view. In contrast, in the present study, the masked anomaly at the adjective could prime the coming noun-verb number disagreement. This would then result in the observed amplitude reduction for INA-INV-CAV condition in comparison to CNA-INV-IAV.

Masked Emotional Effects

Firstly, an emotional effect was observed when comparing positive and negative adjectives at around 370 ms (Figure 4). Its timing and the topography, although more widespread and central, resemble those of an emotional EPN-like component (Herbert et al., 2008; Kissler et al., 2009; Schupp et al., 2013; Bayer and Schacht, 2014; Espuny et al., 2018a). This is supported by the stronger significances at frontal and parietal electrodes found in the cluster analyses. This topography closely aligns with that of EPN components. It should be noted that mastoids

1198
1199
1200
1201
1202
1203
1204
1205
1206
1207
1208
1209
1210
1211
1212
1213
1214
1215
1216
1217
1218
1219
1220
1221
1222
1223
1224
1225
1226
1227
1228
1229
1230
1231
1232
1233
1234
1235
1236
1237
1238
1239
1240
1241
1242
1243
1244
1245
1246
1247
1248
1249
1250
1251
1252
1253
1254

reference was used to favor morphosyntactic effects, instead of the traditional average reference used in emotional language research, which might explain why the topography did not match entirely (Rellecke et al., 2013). The EPN for words is said to reflect voluntary orientation and attention toward words with evident emotional significance at early processing stages, in which the task-relevant stimuli are selected for further, more elaborate processing (Kissler et al., 2006; Potts et al., 2008; Conrad et al., 2011). In this study, however, the EPN was triggered to masked emotional words, without awareness. In this case, voluntary orientation might not be necessary but rather a resource mobilization. Further research is needed using masked emotional words to disentangle the nature of the EPN. In any case, the presence of these modulations in response to our masked emotional stimuli guarantees the efficacy of our procedures for eliciting masked word processing and the intended emotional effects, regardless of the masked morphosyntactic processing.

The Automatic Nature of Syntax

A main masked Correctness effect appeared at around 330–430 ms, which might support the automatic nature of syntactic. Specifically, a $I_{NA-CNV-IAV}$ larger negativity was observed in comparison to both the $C_{NA-CNV-CAV}$ and the $I_{NA-INV-CAV}$ conditions, which as detailed in the result section might explain the masked Correctness effect. The topography and timing of both negativities resemble those of the left anterior negativity, but probably arising due to different underlying mechanisms, discussed below.

The LAN observed for the $I_{NA-CNV-IAV}$ vs. $C_{NA-CNV-CAV}$ comparison might exclusively appear as a result of the automatic processing of masked morphosyntactic anomalies, as reported in Jiménez-Ortega et al. (2014). In their study, masked gender agreement violations triggered an early anterior negativity. This suggests that syntactic processing might occur at early stages, even under unconscious conditions. Although, as discussed above, earlier N100 modulations to syntactic anomalies have been observed in impoverished contexts (e.g., pair of words) (Foucart and Frenck-Mestre, 2011), both findings support the hypothesis that anterior negativities might reflect the most automatic and unaware part of syntactic sentence processing (Hasting and Kotz, 2008; Batterink et al., 2010). Therefore, first-pass syntactic parsing appears to be unconsciously and automatically elicited.

The comparison between the $I_{NA-CNV-IAV}$ vs. $I_{NA-INV-CAV}$ conditions reveals an effect whose timing and a topography resemble those of the LAN component. It should be noted that in the $I_{NA-INV-CAV}$ condition, the only disagreement occurs with the noun: the masked adjective and unmasked verb agree with each other. Furthermore, according to the ERP data analyses, the $I_{NA-INV-CAV}$ condition may behave like the $C_{NA-CNV-CAV}$ condition, since no significant differences were detected between them in any window. This result might indicate that, regardless of the level of awareness, grammatical information might be processed jointly. Furthermore, it might even confirm the automaticity of syntactic processing (Hasting and Kotz, 2008; Batterink et al., 2010; Jiménez-Ortega, 2014), as the agreement between the masked adjective and unmasked verb seems to prevail over the disagreement between the noun and

the verb of the conscious sentence, at least at initial stages of syntactic processing. Similarly, Jiménez-Ortega et al. (2014) also observed a reduction of amplitude for masked incorrect and unmasked incorrect adjectives in comparison to masked incorrect and unmasked correct adjectives. Additionally, as in the N1 component, the incorrect masked adjective might prime the coming noun–verb number disagreement resulting in an amplitude reduction observed for the $I_{NA-INV-CAV}$ condition. Berkovitch and Dehaene (2019) found in a behavioral study that prime-target congruity in grammatical number could induce a strong priming effect under both unmasked and masked conditions, resulting in no longer significant reaction time differences between, for example, the grammatically correct “des reptiles” (“some reptiles”) and the grammatically incorrect “ils reptiles” (“they reptiles”).

A masked main effect of correctness appeared at around 490 ms according to the window analyses, while the cluster analyses detected an emotional main effect instead. These discrepancies between these analyses may be because main factors are not direct measures; rather, they are calculated by combining several experimental conditions. Visual inspections supported a masked correctness effect rather than an emotional one (Figures 5, 6) that might resemble a P600-like component, although with a more fronto-central distribution than expected. While this result should be taken with caution, a similar one was observed by Jiménez et al. (2014), where a P600-like component was observed to masked gender anomalies. Both results might support that not all the processes reflected by the P600 would be controlled, since a weak component seems to be triggered by unaware syntactic anomalies automatically processed. As hypothesized in Jiménez et al. (2014), the P600 component might be a general index of linguistic information integration, where not only semantics and syntax are combined but also conscious and unconscious information.

Altogether, anterior negativities and a weak P600 component appeared to unconscious syntactic anomalies, supporting the automatic nature of syntax. This is in line with previous proposals that even conceived syntax as reflex (Shtyrov et al., 2003; Hasting and Kotz, 2008; Pulvermüller et al., 2008; Batterink and Neville, 2013).

The Flexible and Content-Dependent Nature of Syntax

A main Unmasked Correctness effect arose at around 910 ms with a widespread central negativity, which might reflect a N400 component to morphosyntactic anomalies (for similar N400 topographies and functional significance see: Molinaro et al., 2015; Fromont et al., 2020; Jiménez-Ortega et al., 2020). However, the onset of the component seems to be delayed in comparison to other recent studies using similar sentences (Hinchcliffe et al., 2020; Jiménez-Ortega et al., 2020), wherein LAN/N400 components to syntactic anomalies are generally triggered at around 450 ms. It should be noted that the unmasked incorrectness occurred 84 ms just after the masked adjective onset; therefore, an unmasked LAN/N400 component should have arisen at around 828 ms instead of at 910 ms. Most likely, both the delay and the N400-like distribution appeared as a result

of the processing of the masked adjective. Previous studies that presented masked adjectives did not observe such a long delay (Jimenez-Ortega et al. (2014, 2017)). In these studies, there were masked adjectives and unmasked adjectives presented almost simultaneously (17 ms delay), which is a correct but uncommon grammatical structure. In contrast, in the present study, there was just one masked adjective followed by the verb of the unmasked sentence (82 ms). Therefore, the masked adjective might provide novel information for sentence comprehension, in contrast with previous experiments, thus delaying the component onset.

An unmasked correctness effect was observed for positive and negative masked adjectives resembling an N400 component, while a weak LAN was observed for the neutral condition. Therefore, the increased amplitude together with its N400-like distribution to Unmasked Correctness might appear as a result of the adjectives emotional information, thus supporting the flexible- and context-dependent nature of syntax. The N400-like distribution might reflect a switch in the processing strategy, from an algorithmic to a heuristic one, proper of transient emotional states (e.g., Isen and Means, 1983; Blanchette and Richards, 2010; Jimenez-Ortega, 2020). Similarly, both masked and unmasked positive adjectives have elicited an N400 instead of a LAN component in response to morphosyntactic violations in previous studies (Martin-Loeches et al., 2012; Jimenez-Ortega, 2017). These studies support the hypothesis that emotional unconscious information might induce heuristic processing strategies (Holt et al., 2009), since the N400 component may reflect a more heuristic-like processing, while the LAN component might reflect purer algorithmic and rule-based strategies (Martin-Loeches et al., 2009; Jiménez et al., 2020).

Regardless of the level of awareness, the direction of the emotional ERP modulations on syntax is not well understood yet. In line with the present results, previous studies also found that positive and negative emotional stimuli behaved similarly at early stages among them, and often found differences when compared to neutral information (Jimenez-Ortega et al., 2012; Espuny et al., 2018a; Padron et al., 2020). In contrast, other studies found differences in the early components to syntactic anomalies between positive and negative emotional information (Martin-Loeches et al., 2012; Jiménez-Ortega et al., 2017; Espuny et al., 2018b). Particularly, in Jimenez et al. (2017), emotional masked adjectives, also embedded within a sentence, preceded an unmasked neutral adjective containing a gender or a number anomaly. As in the current experiment, the neutral condition elicited a left anterior negativity followed by a P600 component. However, there was no anterior negativity in the negative condition, and an early P600 onset was observed instead, while the positive condition elicited an N400 component. In contrast with the present study, where levels of arousal were matched, the positive adjectives employed in Jimenez et al. (2017) presented lower levels of arousal ($M = 4.9$, $SD = 0.8$) than the negative ones ($M = 6.3$, $SD = 0.6$). Furthermore, in the present study, the unmasked incongruences were presented at the verb instead of the adjective, and sentences were larger. Most likely, considering the importance of both valence and arousal during emotional words processing (Citron et al., 2013), the differences between the two studies could be explained by the material disparities

in arousal levels. Similar to our results, a recently conducted study presented emotional adjectives consciously (Padron et al., 2020). Although a neutral condition was not included, the early components—a LAN in this case, observed for moderately arousing pleasant and unpleasant adjectives containing syntactic anomalies—did not differ. As discussed above, our results support that, regardless of the exact contribution of valence and arousal, emotional information when compared to neutral one seems to modulate the amplitude and topography of early syntactic components, supporting the flexible nature of syntax.

An anterior positivity was also observed at the 860–960 ms window when comparing the $I_{NA}-C_{NV}-I_{AV}-Ng$ and the $C_{NA}-C_{NV}-C_{AV}-Ng$ conditions, i.e., within unmasked correct sentences, there were significant differences when comparing masked incorrect and masked correct negative adjectives. Although this difference appeared as a result of a quadruple interaction, which are commonly difficult to disentangle and caution should be taken, it might be due to a correct but unexpected unmasked correctness. For example, DeLong et al. (2014) observed a positivity at anterior regions to unexpected but correct words. Similarly, the masked anomaly might have primed/preactivated the error detection system, which might be prepared to find an unmasked anomaly. Therefore, the subsequent unmasked correct verb might appear as correct but unexpected, resulting in the observed anterior positivity. This effect might arise exclusively for the negative condition, since negative emotions seem to particularly boost analytic behavior strategies (Park and Banaji, 2000) that might help to error detection. Alternatively, negative words might predict better the appearance of an incorrectness via an implicit association between incorrectness and unpleasantness. Nonetheless, although further studies should be carried out to confirm this finding and its implications, this result might also support the flexible and context-dependent nature of syntactic processing.

Finally, a main effect of unmasked Correctness resembling a P600 component arose at around 1100 ms. This component was more delayed, central, and weaker than expected to syntactic anomalies using similar sentences (Jiménez-Ortega et al., 2017, 2020; Hinchcliffe et al., 2020). Yet, a larger early syntactic component and a reduced P600 have been previously observed for good vs. poor comprehenders (Coulson and Kutas, 2001). Furthermore, similarly to the present study, the same pattern appears when emotional words precede sentences containing a morphosyntactic violation, compared to neutral information (Espuny et al., 2018b). The increased early component/reduced P600 pattern is therefore generally interpreted as a result of a more efficient syntactic information processing (Tanner and Van Hell, 2014). In the present study, the preceding masked emotional information (two-thirds of the masked adjectives) might facilitate the processing, as occurred in Espuny et al. (2018), given the observed larger N400 to unmasked anomalies for negative and positive conditions. Additionally, according to Tanner and Van Hell (2014) results, the LAN and the N400 might be functionally equivalent, and biphasic ERP waveforms (LAN/P600) do not always reflect separable processing stages within individuals. Consequently, it is also possible that the delayed N400 to

conscious morphosyntactic anomalies might allow an almost complete detection and resolution of the syntactic anomaly at this point, thus resulting in a reduction of the later P600 component.

Altogether, both the components' delay and the N400-like distributions triggered by the noun–verb conscious syntactic anomalies seem to appear as a result of the modulations produced by the presentation of preceding masked emotional adjectives. These findings support the flexible nature but context dependence (even unconscious) of syntax processing. This is in line with previous findings where linguistic emotional information (content dependent) and extralinguistic information (context-dependent) modulated syntax processing, regardless of awareness (Vissers et al., 2010; Martin-Loeches et al., 2012; Hinojosa et al., 2014; Verhees et al., 2015; Jiménez-Ortega et al., 2017, 2020; Hinchcliffe et al., 2020).

A main limitation of the present study is the use of a limited sample size for the number of factors analyzed. Limited sample size is a common problem when using neuroimaging and EEG techniques. This problem can be minimized by using homogeneous samples, including more than 20 participants, intrasubject designs, and tasks with accuracy rates larger than 80% (Picton et al., 2000; Yarkoni, 2010). Our study fulfills all these requirements. Additionally, we have provided both effect size and power in the results to give the reader an objective measure of the reliability of the results. Further, our results were confirmed by the use of two different statistical approaches (ANOVAs and cluster analysis). Cluster analysis, due to its characteristics, does not include topographic factors, thus compensating somehow the power limitation of the ANOVA analyses. Both cluster and ANOVA analyses matched, both being significant in the same windows and factors, with the two exceptions already commented and for which cautions have been raised.

CONCLUSION

Both conscious and unconscious anomalies triggered early syntactic components and interacted between them, thus supporting the automatic nature of first-pass syntactic parsing. Furthermore, the unconscious emotional content also modulated the early syntactic component to conscious anomalies, supporting the flexible, permeable, and content-dependent nature of the syntactic processing. However, further research is needed to better disentangle the direction and implications of the emotional modulations. Nonetheless, this double nature of syntax is in line with theories of automaticity suggesting that even unconscious/automatic processing is flexible, adaptable, and context-dependent (for reviews, see: Kiefer, 2012; Ansong et al., 2014). Finally, although further research might be needed, the interaction observed between masked Correctness and unmasked Correctness might point out that both conscious

REFERENCES

Ansorge, U., Kunde, W., and Kiefer, M. (2014). Unconscious vision and executive control: how unconscious processing and conscious action control interact. *Conscious Cogn.* 27, 268–287. doi: 10.1016/j.concog.2014.05.009

and unconscious information is combined by the automatic syntactic system.

DATA AVAILABILITY STATEMENT

The raw data supporting the conclusions of this article will be made available by the authors, without undue reservation.

ETHICS STATEMENT

The studies involving human participants were reviewed and approved by the Comisión Deontológica de la Facultad de Psicología, Universidad Complutense de Madrid. Ref. 2016/17-021. The patients/participants provided their written informed consent to participate in this study.

AUTHOR CONTRIBUTIONS

LJ-O and MM-L developed the study concept and designed the study. EB, LJ-O, SE, PC, FM, DH-G, JS-G, and MM-L, collected the data, interpreted the data, and discussed the results. EB and LJ-O prepared and analyzed the data and wrote the manuscript. All authors revised the manuscript.

FUNDING

This research was funded by grant PSI2017-82357-P from the Ministerio de Ciencia, Investigación y Universidades, Programa Estatal de Investigación Científica y Técnica de Excelencia, Spain.

SUPPLEMENTARY MATERIAL

The Supplementary Material for this article can be found online at: <https://www.frontiersin.org/articles/10.3389/fnhum.2021.651158/full#supplementary-material>

Supplementary Figure 1 | Significant outputs of Cluster calculation for 0–600 ms window, including factors Masked Correctness (2) × Unmasked Correctness (2) × Emotion (3) by using the Factorial Mass Univariate Toolbox (Fields and Kuperberg, 2019). From top to down: Unmasked Correctness, Emotion, and Masked Correctness × Unmasked Correctness effects. Right scale represents observed significant F -values ($p < -0.5$) at each electrode and time window for each factor and interaction.

Supplementary Figure 2 | Significant outputs of Cluster calculation for 600–1200 ms window, including factors Masked Correctness (2) × Unmasked Correctness (2) × Emotion (3) by using the Factorial Mass Univariate Toolbox (Fields and Kuperberg, 2019). Right scale represents observed significant F -values ($p < -0.5$) at each electrode and time window for each factor and interaction.

Ashby, F. G., Isen, A. M., and Turken, A. U. (1999). A neuropsychological theory of positive affect and its influence on cognition. *Psychol. Rev.* 106, 529–550. doi: 10.1037/0033-295x.106.3.529

Batterink, L., and Neville, H. J. (2013). The human brain processes syntax in the absence of conscious awareness. *J. Neurosci.* 33, 8528–8533. doi: 10.1523/JNEUROSCI.0618-13.2013

- 1597 Bayer, M., and Schacht, A. (2014). Event-related brain responses to emotional
1598 words, pictures, and faces - a cross-domain comparison. *Front. Psychol.* 5:1106.
1599 doi: 10.3389/fpsyg.2014.01106
- 1600 Berkovitch, L., and Dehaene, S. (2019). Subliminal syntactic priming. *Cogn.*
1601 *Psychol.* 109, 26–46. doi: 10.1016/j.cogpsych.2018.12.001
- 1602 Bohn, K., Knaus, J., Wiese, R., and Domahs, U. (2013). The influence of rhythmic
1603 (ir)regularities on speech processing: evidence from an ERP study on German
1604 phrases. *Neuropsychologia* 51, 760–771. doi: 10.1016/j.neuropsychologia.2013.
1605 01.006
- 1606 Brusini, P., Dehaene-Lambertz, G., Dutat, M., Goffinet, F., and Christophe, A.
1607 (2016). ERP evidence for on-line syntactic computations in 2-year-olds. *Dev.*
1608 *Cogn. Neurosci.* 19, 164–173. doi: 10.1016/j.dcn.2016.02.009
- 1609 Brusini, P., Dehaene-Lambertz, G., van Heugten, M., de Carvalho, A., Goffinet,
1610 F., Fievet, A. C., et al. (2017). Ambiguous function words do not prevent
1611 18-month-olds from building accurate syntactic category expectations: an
1612 ERP study. *Neuropsychologia* 98, 4–12. doi: 10.1016/j.neuropsychologia.2016.
1613 08.015
- 1614 Citron, F. M., Weekes, B. S., and Ferstl, E. C. (2013). Effects of valence and arousal
1615 on written word recognition: time course and ERP correlates. *Neurosci. Lett.*
1616 533, 90–95. doi: 10.1016/j.neulet.2012.10.054
- 1617 Conrad, M., Recio, G., and Jacobs, A. M. (2011). The time course of emotion
1618 effects in first and second language processing: a cross cultural ERP study
1619 with German-spanish bilinguals. *Front. Psychol.* 2:351. doi: 10.3389/fpsyg.2011.
1620 00351
- 1621 Coulson, S., and Kutas, M. (2001). Getting it: human event-related brain response
1622 to jokes in good and poor comprehenders. *Neurosci. Lett.* 316, 71–74. doi:
1623 10.1016/s0304-3940(01)02387-4
- 1624 Dehaene, S., Changeux, J. P., Naccache, L., Sackur, J., and Sergent, C. (2006).
1625 Conscious, preconscious, and subliminal processing: a testable taxonomy.
1626 *Trends Cogn. Sci.* 10, 204–211. doi: 10.1016/j.tics.2006.03.007
- 1627 Espuny, J., Jiménez-Ortega, L., Casado, P., Fondevila, S., Munoz, F., Hernandez-
1628 Gutierrez, D., et al. (2018a). Event-related brain potential correlates of words'
1629 emotional valence irrespective of arousal and type of task. *Neurosci. Lett.* 670,
1630 83–88. doi: 10.1016/j.neulet.2018.01.050
- 1631 Espuny, J., Jiménez-Ortega, L., Hernandez-Gutierrez, D., Munoz, F., Fondevila,
1632 S., Casado, P., et al. (2018b). Isolating the effects of word's emotional
1633 valence on subsequent morphosyntactic processing: an event-related
1634 brain potentials study. *Front. Psychol.* 9:2291. doi: 10.3389/fpsyg.2018.
1635 02291
- 1636 Fields, E. C., and Kuperberg, G. R. (2019). Having your cake and eating
1637 it too: flexibility and power with mass univariate statistics for ERP data.
1638 *Psychophysiology* 57:e13468. doi: 10.1111/psyp.13468
- 1639 Fodor, J. A. (1983). *Modularity of Mind*. Cambridge, MA: MIT Press.
- 1640 Foucart, A., and Frenck-Mestre, C. (2011). Grammatical gender processing in L2:
1641 electrophysiological evidence of the effect of L1–L2 syntactic similarity. *Biling.*
1642 *Lang. Cogn.* 14, 379–399. doi: 10.1017/S136672891000012X
- 1643 Fraga, I., Padron, I., Acuna-Farina, C., and Díaz-Lago, M. (2017). Processing
1644 gender agreement and word emotionality: new electrophysiological and
1645 behavioural evidence. *J. Neuroling.* 44, 203–222. doi: 10.1016/j.jneuroling.2017.
1646 06.002
- 1647 Friederici, A. D. (2017). *Language in Our Brain: The Origins of a Uniquely Human*
1648 *Capacity*. Cambridge, MA: MIT Press.
- 1649 Friederici, A. D., and Kotz, S. A. (2003). The brain basis of syntactic processes:
1650 functional imaging and lesion studies. [Review]. *NeuroImage* 20(Suppl. 1),
1651 S8–S17.
- 1652 Friederici, A. D., Steinhauer, K., and Frisch, S. (1999). Lexical integration:
1653 sequential effects of syntactic and semantic information. *Mem.Cognit.* 27,
1654 438–453. doi: 10.3758/bf03211539
- 1655 Fromont, L. A., Steinhauer, K., and Royle, P. (2020). Verbing nouns and nouning
1656 verbs: using a balanced design provides ERP evidence against “syntax-first”
1657 approaches to sentence processing. *PLoS One* 15:e0229169. doi: 10.1371/
1658 journal.pone.0229169
- 1659 Gibbons, H. (2009). Evaluative priming from subliminal emotional words: insights
1660 from event-related potentials and individual differences related to anxiety.
1661 *Cons. Cogn* 18, 383–400. doi: 10.1016/j.concog.2009.02.007
- 1662 Groppa, D. M., Urbach, T. P., and Kutas, M. (2011a). Mass univariate analysis of
1663 event-related brain potentials/fields I: a critical tutorial review. *Psychophysiology*
1664 48, 1711–1725. doi: 10.1111/j.1469-8986.2011.01273.x
- 1665 Groppa, D. M., Urbach, T. P., and Kutas, M. (2011b). Mass univariate analysis of
1666 event-related brain potentials/fields II: simulation studies. *Psychophysiology* 48,
1667 1726–1737. doi: 10.1111/j.1469-8986.2011.01272.x
- 1668 Hagoort, P., Wassenaar, M., and Brown, C. M. (2003). Syntax-related ERP-effects
1669 in dutch. *Brain Res. Cogn. Brain Res.* 16, 38–50. doi: 10.1016/s0926-6410(02)
1670 00208-2
- 1671 Hasting, A. S., and Kotz, S. A. (2008). Speeding up syntax: on the relative timing
1672 and automaticity of local phrase structure and morphosyntactic processing as
1673 reflected in event-related brain potentials. *J. Cogn. Neurosci.* 20, 1207–1219.
1674 doi: 10.1162/jocn.2008.20083
- 1675 Hauser, M. D., Chomsky, N., and Fitch, W. T. (2002). The faculty of language:
1676 what is it, who has it, and how did it evolve? *Science* 298, 1569–1579. doi:
1677 10.1126/science.298.5598.1569
- 1678 Herbert, C., Junghofer, M., and Kissler, J. (2008). Event related potentials to
1679 emotional adjectives during reading. *Psychophysiology* 45, 487–498. doi: 10.
1680 1111/j.1469-8986.2007.00638.x
- 1681 Hinchcliffe, C., Jiménez-Ortega, L., Munoz, F., Hernandez-Gutierrez, D., Casado,
1682 P., Sanchez-Garcia, J., et al. (2020). Language comprehension in the social brain:
1683 electrophysiological brain signals of social presence effects during syntactic and
1684 semantic sentence processing. *Cortex* 130, 413–425. doi: 10.1016/j.cortex.2020.
1685 03.029
- 1686 Hinojosa, J. A., Albert, J., Fernandez-Folgueiras, U., Santaniello, G., Lopez-
1687 Bachiller, C., Sebastian, M., et al. (2014). Effects of negative content on the
1688 processing of gender information: an event-related potential study. *Cogn. Affect.*
1689 *Behav. Neurosci.* 14, 1286–1299. doi: 10.3758/s13415-014-0291-x
- 1690 Hinojosa, J. A., Moreno, E. M., and Ferré, P. (2020). On the limits of affective
1691 neurolinguistics: a “universe” that quickly expands. *Lang. Cogn. Neurosci.* 35,
1692 877–884. doi: 10.1080/23273798.2020.1761988
- 1693 Jiménez-Ortega, L., Badaya, E., Hernandez-Gutierrez, D., Silvera, M., Espuny, J.,
1694 Garcia, J. S., et al. (2020). Effects of reader's facial expression on syntactic
1695 processing: a brain potential study. *Brain Res.* 1736:146745. doi: 10.1016/j.
1696 brainres.2020.146745
- 1697 Jiménez-Ortega, L., Espuny, J., de Tejada, P. H., Vargas-Rivero, C., and Martín-
1698 Loeches, M. (2017). Subliminal emotional words impact syntactic processing:
1699 evidence from performance and event-related brain potentials. [original
1700 research]. *Front. Hum. Neurosci.* 11:192. doi: 10.3389/fnhum.2017.00192
- 1701 Jiménez-Ortega, L., Garcia-Milla, M., Fondevila, S., Casado, P., Hernandez-
1702 Gutierrez, D., and Martín-Loeches, M. (2014). Automaticity of higher cognitive
1703 functions: neurophysiological evidence for unconscious syntactic processing of
1704 masked words. *Biol. Psychol.* 103, 83–91. doi: 10.1016/j.biopsycho.2014.08.011
- 1705 Jiménez-Ortega, L., Martín-Loeches, M., Casado, P., Sel, A., Fondevila, S.,
1706 de Tejada, P. H., et al. (2012). How the emotional content of discourse
1707 affects language comprehension. [research support. non-U.S. Gov't]. *PLoS One*
1708 7:e33718. doi: 10.1371/journal.pone.0033718
- 1709 Kiefer, M. (2012). Executive control over unconscious cognition: attentional
1710 sensitization of unconscious information processing. *Front. Hum. Neurosci.*
1711 6:61. doi: 10.3389/fnhum.2012.00061
- 1712 Kiefer, M., Adams, S. C., and Zovko, M. (2012). Attentional sensitization of
1713 unconscious visual processing: top-down influences on masked priming. *Adv.*
1714 *Cogn. Psychol. Univers. Finance Manage. Warsaw* 8, 50–61. doi: 10.2478/
1715 v10053-008-0102-4
- 1716 Kiefer, M., Sim, E. J., Helbig, H., and Graf, M. (2011). Tracking the time course of
1717 action priming on object recognition: evidence for fast and slow influences of
1718 action on perception. *J. Cogn. Neurosci.* 23, 1864–1874. doi: 10.1162/jocn.2010.
1719 21543
- 1720 King, J. W., and Kutas, M. (1995). Who did what and when? Using word and clause-
1721 level ERPs monitor working memory usage in reading. *J. Cogn. Neurosci.* 7,
1722 376–395. doi: 10.1162/jocn.1995.7.3.376
- 1723 Kissler, J., Assadollahi, R., and Herbert, C. (2006). Emotional and semantic
1724 networks in visual word processing: insights from ERP studies. *Prog. Brain Res.*
1725 156, 147–183. doi: 10.1016/s0079-6123(06)56008-x
- 1726 Kissler, J., Herbert, C., Winkler, I., and Junghofer, M. (2009). Emotion and attention
1727 in visual word processing: an ERP study. *Biol. Psychol.* 80, 75–83. doi: 10.1016/
1728 j.biopsycho.2008.03.004
- 1729 Lucchese, G., Hanna, J., Autenrieb, A., Miller, T. M., and Pulvermuller, F. (2017).
1730 Electrophysiological evidence for early and interactive symbol access and
1731 rule processing in retrieving and combining language constructions. *J. Cogn.*
1732 *Neurosci.* 29, 254–266. doi: 10.1162/jocn_a_01038

- 1711 Luck, S. J., Vogel, E. K., and Shapiro, K. L. (1996). Word meanings can be
1712 accessed but not reported during the attentional blink. *Nature* 383, 616–618.
1713 doi: 10.1038/383616a0
- 1714 Magne, C., Jordan, D. K., and Gordon, R. L. (2016). Speech rhythm sensitivity
1715 and musical aptitude: ERPs and individual differences. *Brain Lang* 15, 13–19.
doi: 10.1016/j.bandl.2016.01.001
- 1716 Makuuchi, M., Bahlmann, J., Anwander, A., and Friederici, A. D. (2009).
1717 *Segregating the Core Computational Faculty of Human Language From Working*
1718 *Memory*. PNAS. *city.
- 1719 Martin-Loeches, M., Fernandez, A., Schacht, A., Sommer, W., Casado, P.,
1720 Jiménez-Ortega, L., et al. (2012). The influence of emotional words on
1721 sentence processing: electrophysiological and behavioral evidence. [Research
1722 Support, Non-U.S. Gov't]. *Neuropsychologia* 50, 3262–3272. doi: 10.1016/j.
1723 neuropsychologia.2012.09.010
- 1724 Martin-Loeches, M., Munoz, F., Casado, P., Melcon, A., and Fernandez-Frias, C.
1725 (2005). Are the anterior negativities to grammatical violations indexing working
1726 memory? *Psychophysiology* 42, 508–519. doi: 10.1111/j.1469-8986.2005.00308.x
- 1727 Matchin, W., Hammerly, C., and Lau, E. (2017). The role of the IFG and pSTS in
1728 syntactic prediction: Evidence from a parametric study of hierarchical structure
1729 in fMRI. *Cortex* 88, 106–123. doi: 10.1016/j.cortex.2016.12.010
- 1730 Mitchell, R. L., and Phillips, L. H. (2007). The psychological, neurochemical and
1731 functional neuroanatomical mediators of the effects of positive and negative
1732 mood on executive functions. *Neuropsychologia* 45, 617–629. doi: 10.1016/j.
1733 neuropsychologia.2006.06.030
- 1734 Molinaro, N., Barber, H. A., Caffarra, S., and Carreiras, M. (2015). On the left
1735 anterior negativity (LAN): the case of morphosyntactic agreement: a reply to
1736 tanner et al. *Cortex* 66, 156–159. doi: 10.1016/j.cortex.2014.06.009
- 1737 Molinaro, N., Barber, H. A., and Carreiras, M. (2011). Grammatical agreement
1738 processing in reading: ERP findings and future directions. *Cortex* 47, 908–930.
1739 doi: 10.1016/j.cortex.2011.02.019
- 1740 Naccache, L., Gaillard, R., Adam, C., Hasboun, D., Clemenceau, S., Baulac, M., et al.
1741 (2005). A direct intracranial record of emotions evoked by subliminal words.
1742 *Proc. Natl. Acad. Sci. U.S.A.* 102, 7713–7717. doi: 10.1073/pnas.0500542102
- 1743 Oldfield, R. C. (1971). The assessment and analysis of handedness: the Edinburgh
1744 inventory. *Neuropsychologia* 9, 97–113. doi: 10.1016/0028-3932(71)90067-4
- 1745 Osterhout, L., Holcomb, P. J., and Swinney, D. A. (1994). Brain potentials elicited
1746 by garden-path sentences: evidence of the application of verb information
1747 during parsing. *J. Exp. Psychol. Learn. Mem. Cogn.* 20, 786–803. doi: 10.1037/
1748 /0278-7393.20.4.786
- 1749 Padron, I., Fraga, I., and Acuna-Farina, C. (2020). Processing gender agreement
1750 errors in pleasant and unpleasant words: an ERP study at the sentence level.
1751 *Neurosci. Lett.* 714:134538. doi: 10.1016/j.neulet.2019.134538
- 1752 Park, J., and Banaji, M. R. (2000). Mood and heuristics: the influence of happy
1753 and sad states on sensitivity and bias in stereotyping. *J. Pers. Soc. Psychol.* 78,
1754 1005–1023. doi: 10.1037//0022-3514.78.6.1005
- 1755 Perlovsky, L., and Schoeller, F. (2019). Unconscious emotions of human learning.
1756 *Phys. Life Rev.* 31, 257–262. doi: 10.1016/j.plrev.2019.10.007
- 1757 Pessoa, L. (2008). On the relationship between emotion and cognition. *Nat. Rev.*
1758 *Neurosci.* 9, 148–158.
- 1759 Pessoa, L. (2012). Beyond brain regions: network perspective of cognition-emotion
1760 interactions. *Behav. Brain Sci.* 35, 158–159. doi: 10.1017/S0140525X11001567
- 1761 Pessoa, L. (2016). Beyond disjoint brain networks: overlapping networks
1762 for cognition and emotion. *Behav. Brain Sci.* 39:e129. doi: 10.1017/
1763 S0140525X15001636
- 1764 Picton, T. W., Bentin, S., Berg, P., Donchin, E., Hillyard, S. A., Johnson, R. Jr., et al.
1765 (2000). Guidelines for using human event-related potentials to study cognition:
1766 recording standards and publication criteria. *Psychophysiology* 37, 127–152.
1767 doi: 10.1111/1469-8986.3720127
- 1768 Potts, G. F., Wood, S. M., Kothmann, D., and Martin, L. E. (2008). Parallel
1769 perceptual enhancement and hierarchic relevance evaluation in an audio-
1770 visual conjunction task. *Brain Res.* 1236, 126–139. doi: 10.1016/j.brainres.2008.
1771 07.104
- 1772 Pulvermuller, F., Shtyrov, Y., Hasting, A. S., and Carlyon, R. P. (2008). Syntax
1773 as a reflex: neurophysiological evidence for early automaticity of grammatical
1774 processing. [research support, Non-U.S. Gov't]. *Brain Lang.* 104, 244–253. doi:
1775 10.1016/j.bandl.2007.05.002
- 1776 Rellecke, J., Sommer, W., and Schacht, A. (2013). Emotion effects on the n170:
1777 a question of reference? *Brain Topogr.* 26, 62–71. doi: 10.1007/s10548-012-
1778 0261-y
- 1779 Rothermich, K., Schmidt-Kassow, M., Schwartz, M., and Kotz, S. A. (2010).
1780 Event-related potential responses to metric violations: rules versus meaning.
1781 *Neuroreport* 21, 580–584. doi: 10.1097/WNR.0b013e32833a7da7
- 1782 Schell, M., Zaccarella, E., and Friederici, A. D. (2017). Differential cortical
1783 contribution of syntax and semantics: an fMRI study on two-word phrasal
1784 processing. *Cortex* 96, 105–120. doi: 10.1016/j.cortex.2017.09.002
- 1785 Schupp, H. T., Schmalzle, R., Flaisch, T., Weike, A. I., and Hamm, A. O. (2013).
1786 Reprint of “Affective picture processing as a function of preceding picture
1787 valence: an ERP analysis”. *Biol Psychol* 92, 520–525. doi: 10.1016/j.biopsycho.
1788 2013.02.002
- 1789 Shtyrov, Y., Pulvermuller, F., Naatanen, R., and Ilmoniemi, R. J. (2003). Grammar
1790 processing outside the focus of attention: an MEG study. *J. Cogn. Neurosci.* 15,
1791 1195–1206. doi: 10.1162/089892903322598148
- 1792 Smith, R., Braden, B. B., Chen, K., Ponce, F. A., Lane, R. D., and Baxter, L. C. (2015).
1793 The neural basis of attaining conscious awareness of sad mood. *Brain Imag.*
1794 *Behav.* 9, 574–587. doi: 10.1007/s11682-014-9318-8
- 1795 Steinhauer, K., and Drury, J. E. (2012). On the early left-anterior negativity (ELAN)
1796 in syntax studies. [research support, non-U.S. Gov't review]. *Brain Lang.* 120,
1797 135–162. doi: 10.1016/j.bandl.2011.07.001
- 1798 Tanner, D., and Van Hell, J. G. (2014). ERPs reveal individual differences in
1799 morphosyntactic processing. *Neuropsychologia* 56, 289–301. doi: 10.1016/j.
1800 neuropsychologia.2014.02.002
- 1801 Van Berkum, J. J. A., De Goede, D., Van Alphen, P. M., Mulder, E. R., and Kerstholt,
1802 J. H. (2013). How robust is the language architecture? The case of mood. *Front.*
1803 *Psychol.* 4:505. doi: 10.3389/fpsyg.2013.00505
- 1804 Van den Bussche, E., Van den Noortgate, W., and Reynvoet, B. (2009). Mechanisms
1805 of masked priming: a meta-analysis. [meta-analysis review]. *Psychological. Bull.*
1806 135, 452–477. doi: 10.1037/a0015329
- 1807 Verhees, M. W., Chwilla, D. J., Tromp, J., and Visser, C. T. (2015). Contributions
1808 of emotional state and attention to the processing of syntactic agreement errors:
1809 evidence from P600. *Front. Psychol.* 6:388. doi: 10.3389/fpsyg.2015.00388
- 1810 Visser, C. T., Chwilla, D. J., and Kolk, H. H. (2007). The interplay of heuristics and
1811 parsing routines in sentence comprehension: evidence from ERPs and reaction
1812 times. *Biol. Psychol.* 75, 8–18. doi: 10.1016/j.biopsycho.2006.10.004
- 1813 Visser, C. T., Virgillito, D., Fitzgerald, D. A., Speckens, A. E., Tendolkar, I., van
1814 Oostrom, I., et al. (2010). The influence of mood on the processing of syntactic
1815 anomalies: evidence from P600. *Neuropsychologia* 48, 3521–3531. doi: 10.1016/
1816 j.neuropsychologia.2010.08.001
- 1817 Vogel, E. K., and Luck, S. J. (2000). The visual N1 component as an index of a
1818 discrimination process. *Psychophysiology* 37, 190–203. doi: 10.1111/1469-8986.
1819 3720190
- 1820 Weckerly, J., and Kutas, M. (1999). An electrophysiological analysis of animacy
1821 effects in the processing of object relative sentences. *Psychophysiology* 36,
1822 559–570. doi: 10.1111/1469-8986.3650559
- 1823 Yang, Y. H., Zhou, J., Li, K. A., Hung, T., Pegna, A. J., and Yeh, S. L. (2017).
1824 Opposite ERP effects for conscious and unconscious semantic processing under
1825 continuous flash suppression. *Conscious Cogn.* 54, 114–128. doi: 10.1016/j.
1826 concog.2017.05.008
- 1827 Yarkoni, T. (2010). Personality in 100,000 words: a large-scale analysis of
1828 personality and word use among bloggers. *J. Res. Pers.* 44, 363–373. doi: 10.1016/
1829 j.jrp.2010.04.001
- 1830 **Conflict of Interest:** The authors declare that the research was conducted in the
1831 absence of any commercial or financial relationships that could be construed as a
1832 potential conflict of interest.
- 1833 Copyright © 2021 Jiménez-Ortega, Badaya, Casado, Fondevila, Hernández-
1834 Gutiérrez, Muñoz, Sánchez-García and Martín-Loeches. This is an open-access
1835 article distributed under the terms of the Creative Commons Attribution License
1836 (CC BY). The use, distribution or reproduction in other forums is permitted, provided
1837 the original author(s) and the copyright owner(s) are credited and that the original
1838 publication in this journal is cited, in accordance with accepted academic practice. No
1839 use, distribution or reproduction is permitted which does not comply with these terms.