

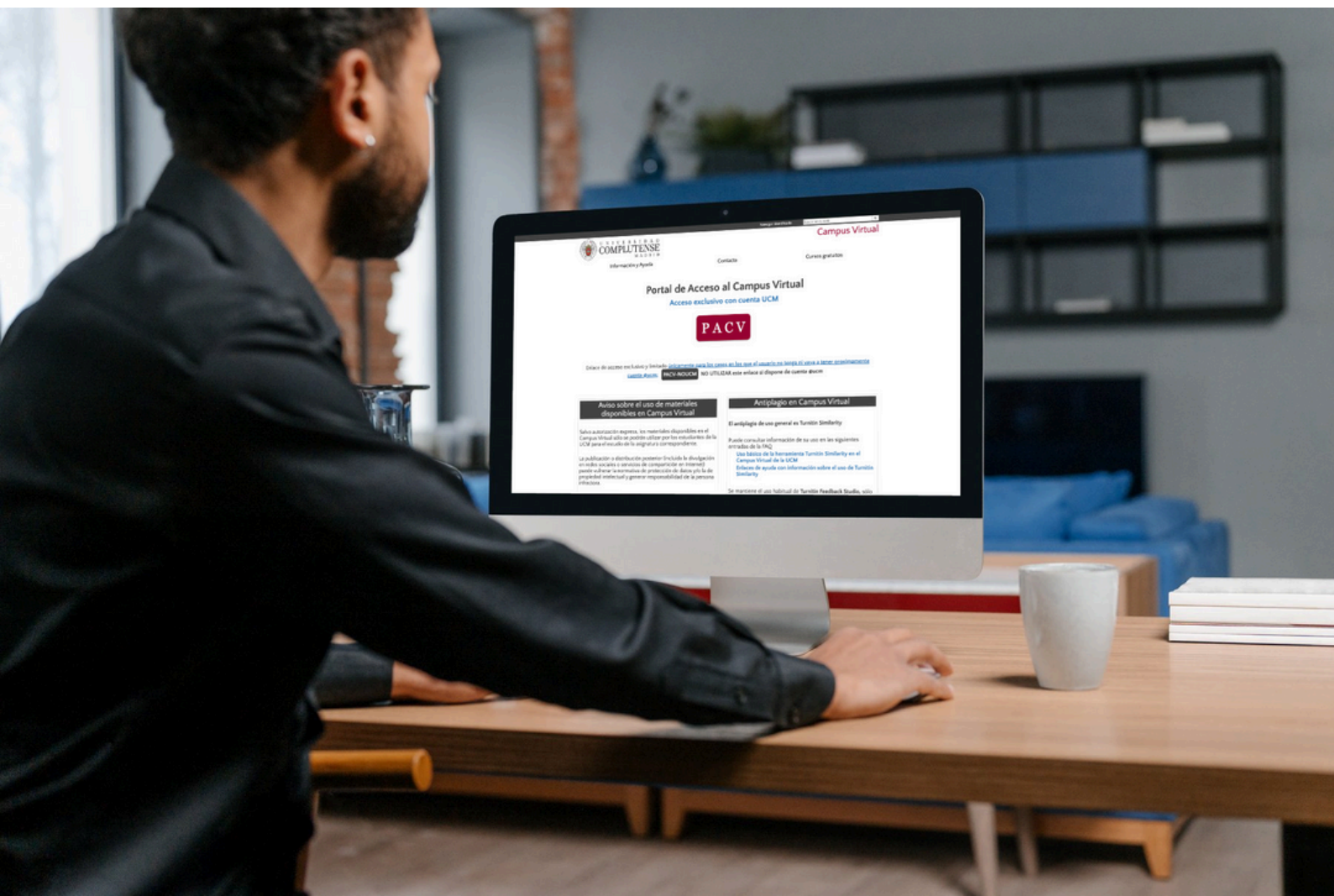
**LOG IN TO THE
CAMPUS VIRTUAL**

WHAT IS THE CAMPUS VIRTUAL?

The Virtual Campus is like a virtual classroom for each course. Only you, your professor, and your classmates can enter. Here you will find all the course materials, such as assignments, readings, and announcements. It's important to remember that the Virtual Campus is only for your course, not for the entire university.

The Virtual Campus is an online platform where professors share materials and resources for their classes. Here you can find:

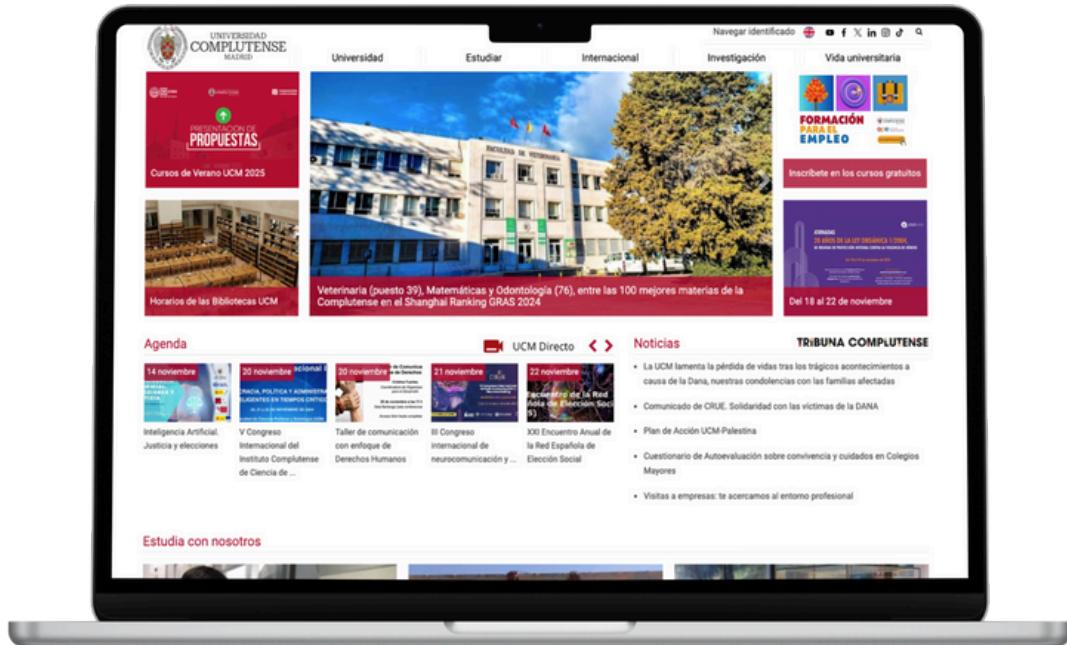
- **Study materials:** Notes, readings, presentations.
- **Assignments and exams:** You will find the instructions and be able to submit your work.
- **Forums:** A space to ask questions, discuss topics with your classmates, and the professor. Announcements: The professor will inform you of news and important changes in the course.



HOW DO I LOG IN TO THE ONLINE CAMPUS?

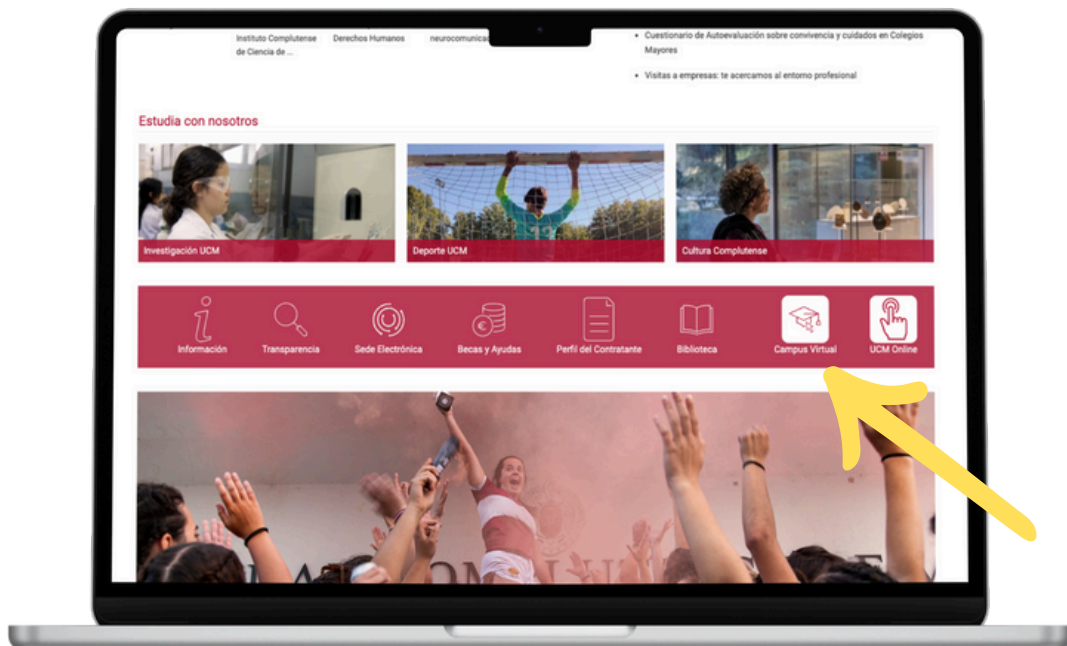
1

Go to www.ucm.es



2

Scroll down to the bottom. Click on '**CAMPUS VIRTUAL**'.



3

Click on 'PACV'.



4

Log in with your **UCM email** and then you will have access to your Campus Virtual.



You will now have access to all the courses in which you are enrolled.



CAN'T SEE YOUR COURSES ON THE VIRTUAL CAMPUS?

Don't panic if you can't see your courses listed on the Virtual Campus. Here's what you should do:

- **Check Your Enrollment:** The most likely reason is that your registration hasn't been finalized yet.
- **Contact Erasmus UCM:** Confirm your enrollment status with the Erasmus UCM office. They can let you know if there are any delays.
- **Be Patient:** It can take some time for your courses to appear on the Virtual Campus after enrollment.

Still Having Trouble? If you've confirmed your enrollment and waited a reasonable amount of time, but your courses still aren't showing up, send an email to conveniosin@rect.ucm.es



**OFICINA DE RELACIONES
INTERNACIONALES**
UNIVERSIDAD COMPLUTENSE DE MADRID