



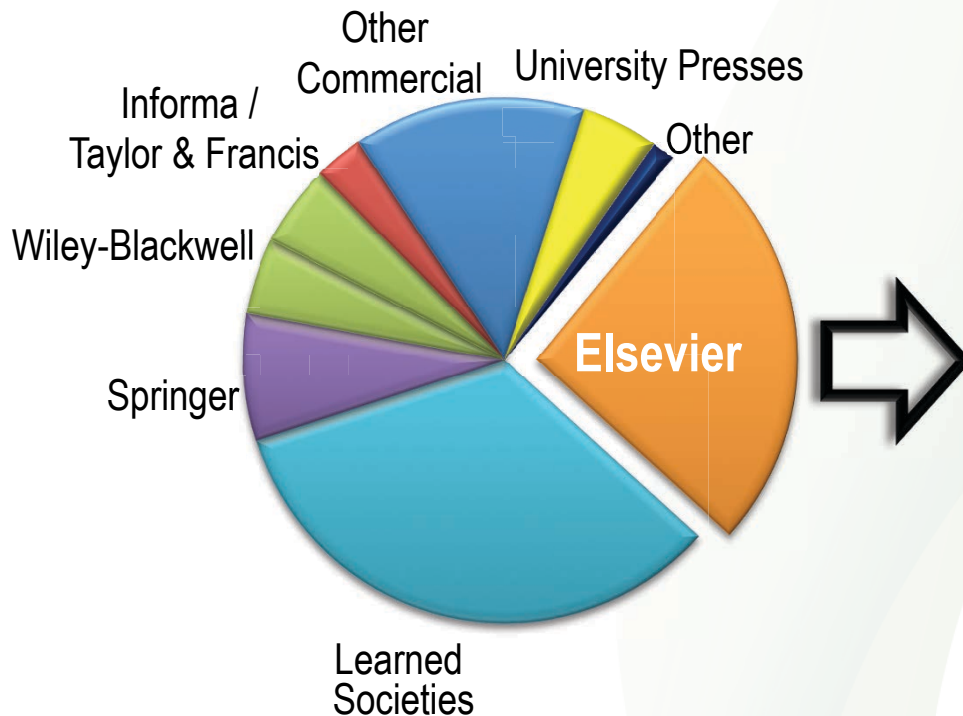
J. Santamaría
Universidad de Zaragoza
Editor, Chemical Engineering Journal

Cómo escribir (y publicar) buenos artículos

Una perspectiva desde el Chemical Engineering Journal

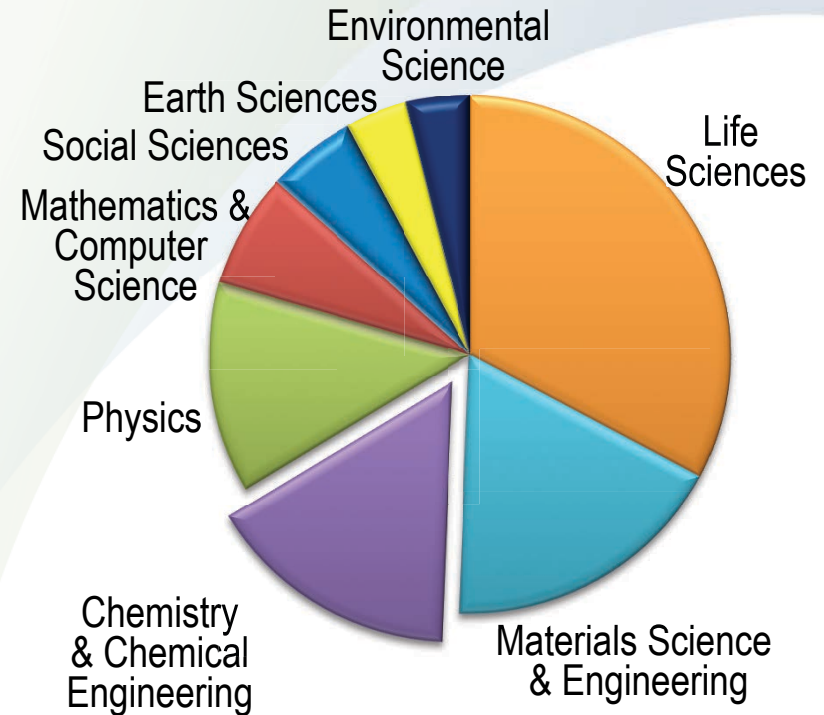
The Scientific Publishing Industry

All scientific research articles



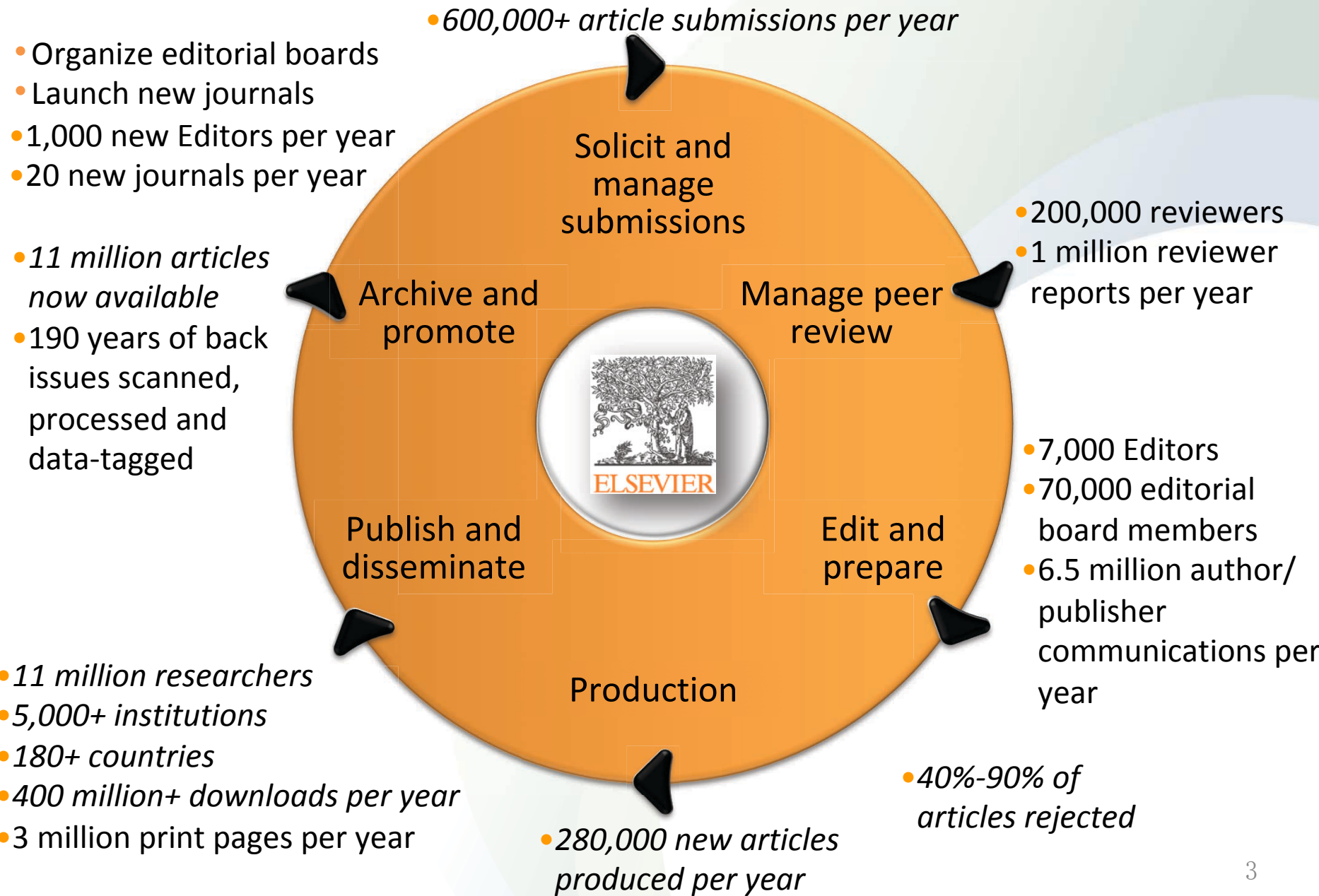
1.2 million English language research articles published globally each year

Elsevier – by disciplines



250,000+ English language research articles published with Elsevier every year

Elsevier's Role in Scientific Publishing



A huge global business

S&E articles in all fields, for 15 largest producing regions

(Number)

Rank	Region, country, or economy	2008	2018
-	World	1,755,850	2,555,959
1	China	249,049	528,263
2	United States	393,979	422,808
3	India	48,998	135,788
4	Germany	91,904	104,396
5	Japan	108,241	98,793
6	United Kingdom	91,358	97,681
7	Russia	31,798	81,579
8	Italy	56,157	71,240
9	South Korea	44,094	66,376
10	France	66,460	66,352
11	Brazil	35,490	60,148
12	Canada	53,296	59,968
13	Spain	44,191	54,537
14	Australia	37,174	53,610
15	Iran	17,034	48,306
-	EU	528,938	622,125

With total global revenues of more than £19bn, it weighs in somewhere between the recording and the film industries in size, but it is far more profitable. In 2010, Elsevier's scientific publishing arm reported profits of £724m on just over £2bn in revenue. It was a 36% margin – higher than Apple, Google, or Amazon posted that year.

<https://www.theguardian.com/science/2017/jun/27/profitable-business-scientific-publishing-bad-for-science>

<https://nces.nsf.gov/pubs/nsb20206/>

Table 4.

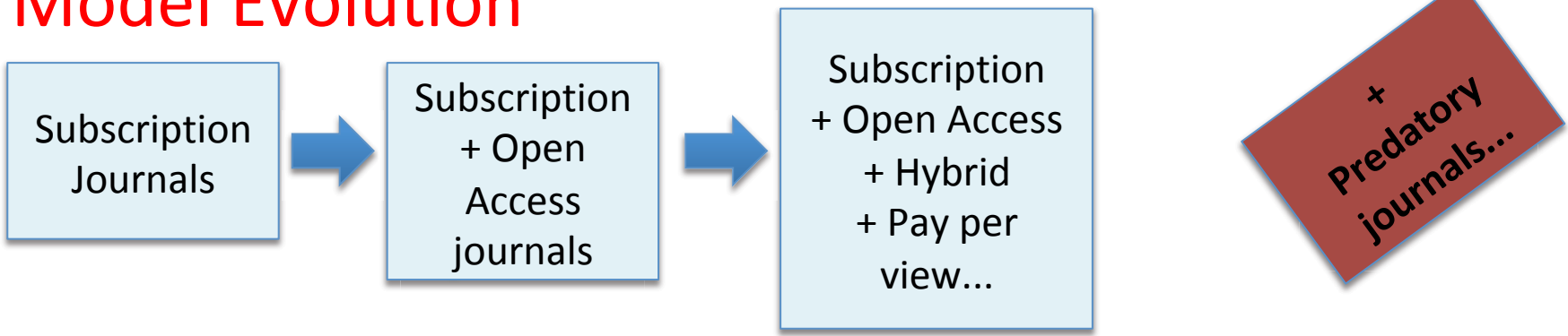
Estimation of the average share of the top three publishers in world journal market

Source	World market share (%)				Non-top 3	Total
	Elsevier	Springer	Wiley	Top 3		
Estimated revenue ^{a)} by annual reports [9,10,11]	25.4	14.2	12.9	52.5	47.5	100
European University Association's study [8]	36.6	10.5	11.8	58.9	41.1	100
Bergstrom's study based on USA libraries [3]	33.6	12.9	9.4	55.9	44.1	100
Document on 25 NST libraries in South Korea [13]	38.9	16.1	12.1	67.1	32.9	100
The authors' study based on six JCR indicators [2]	22.2	15.5	11.4	49.1	50.9	100
This study based on journal price and APC	18.8	16.5	12.7	48.0	52.0	100
Average	29.2	14.3	11.7	55.2	44.8	100

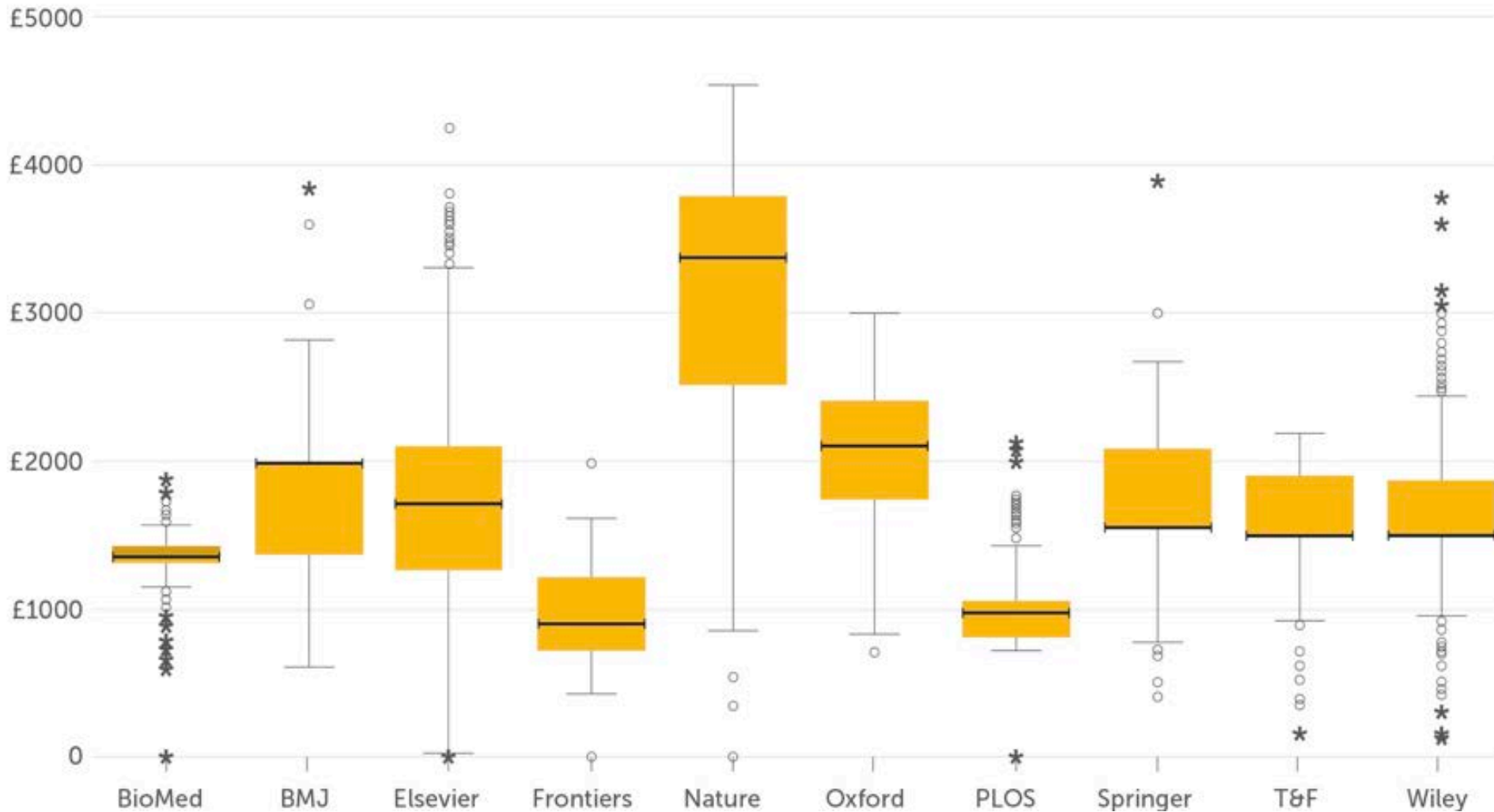
NST, National Research Council of Science and Technology; JCR, Journal Citation Reports; APC, article processing charge.

^{a)} The top three publishers' revenue was estimated to account for 5.2 billion USD of the total 9.9 billion USD Outsell's estimation [1].

Model Evolution



Article Processing Charges



<https://www.frontiersin.org/about/fee-policy>

1. Select your journal

- **Impact factor is NOT** the only factor (not even the main one!)
- The right audience (and the right community) is the most important element
 - Will maximize your impact (and your citations)
- Other factors, e.g. publication speed
- Look at **your references** – these will help you narrow your choices.

- Investigate all candidate journals to find out
 - Aims and scope
 - Accepted types of articles
 - Readership
 - Current hot topics
 - go through the abstracts of recent publications)

Consult the Journal Homepage



ISSN: 1385-8947

Submit Your Paper

Supports Open Access

View Articles

Guide for Authors



Abstracting/ Indexing

Track Your Paper



Order Journal

Journal Metrics

> CiteScore: 17.2 [Ⓢ]

Impact Factor: 10.652 [Ⓢ]

Chemical Engineering Jour

An International Journal of Research and Developme

Co-Editors: Stephen Allen, Tejraj (Bhavi) Aminabhavi, I Todd Hoare, Theophilos Ioannides, Dimitris Kondaric Reis, Jesús Santamaria, King-Lun Yeung

> View Editorial Board

> CiteScore: 17.2 [Ⓢ] Impact Factor: 10.652 [Ⓢ]

> Time to first decision: 2.8 weeks [Ⓢ]

The *Chemical Engineering Journal* focuses upon three aspects of **engineering**: chemical reaction engineering, environmental engineering, and materials synthesis and processing.

The *Chemical Engineering Journal* is an international research journal publishing original contributions of original and...

Read more

Most Downloaded Recent Articles Most Cited Open Access

Increased plastic pollution due to COVID-19 pandemic: 6 recommendations

Ana L. Patrício Silva | Joana C. Prata | ...

Activation of persulfate (PS) and peroxymonosulfate (PM) for the degradation of emerging contaminants

Jianlong Wang | Shizong Wang

ZIF-8: A comparison of synthesis methods

Yu-Ri Lee | Min-Seok Jang | ...

> View All Most Downloaded Articles

Recent Chemical Engineering Journal Articles

Recently published articles from Chemical Engineering Journal.

Microporous carbon derived from hydroxyl functionalized organic network for efficient adsorption of flumequine: Adsorption mechanism and application potentials

1 January 2022

Zhe Zhao | Bolong Liang | Menglu Wang | Qi Yang | Ming Su | Shu-xuan Liang



Biologically-mediated carbon capture and utilization by microalgae towards sustainable CO₂ biofixation and biomass valorization – A review - Open access

1 January 2022

Ehsan Daneshvar | Rebecca J. Wicker | Pau-Loke Show | Amit Bhatnagar



Magnetic responsive and flexible composite superhydrophobic photothermal film for passive anti-icing/active deicing

1 January 2022

Weimei Zheng | Lin Teng | Yuekun Lai | Tianxue Zhu | Shuhui Li | Xingwang Wu | Weilong Cai | Zhong Chen | Jianying Huang



Fabrication of Cu₂S hollow nanocages with enhanced high-temperature adsorption activity and recyclability for elemental mercury capture

1 January 2022

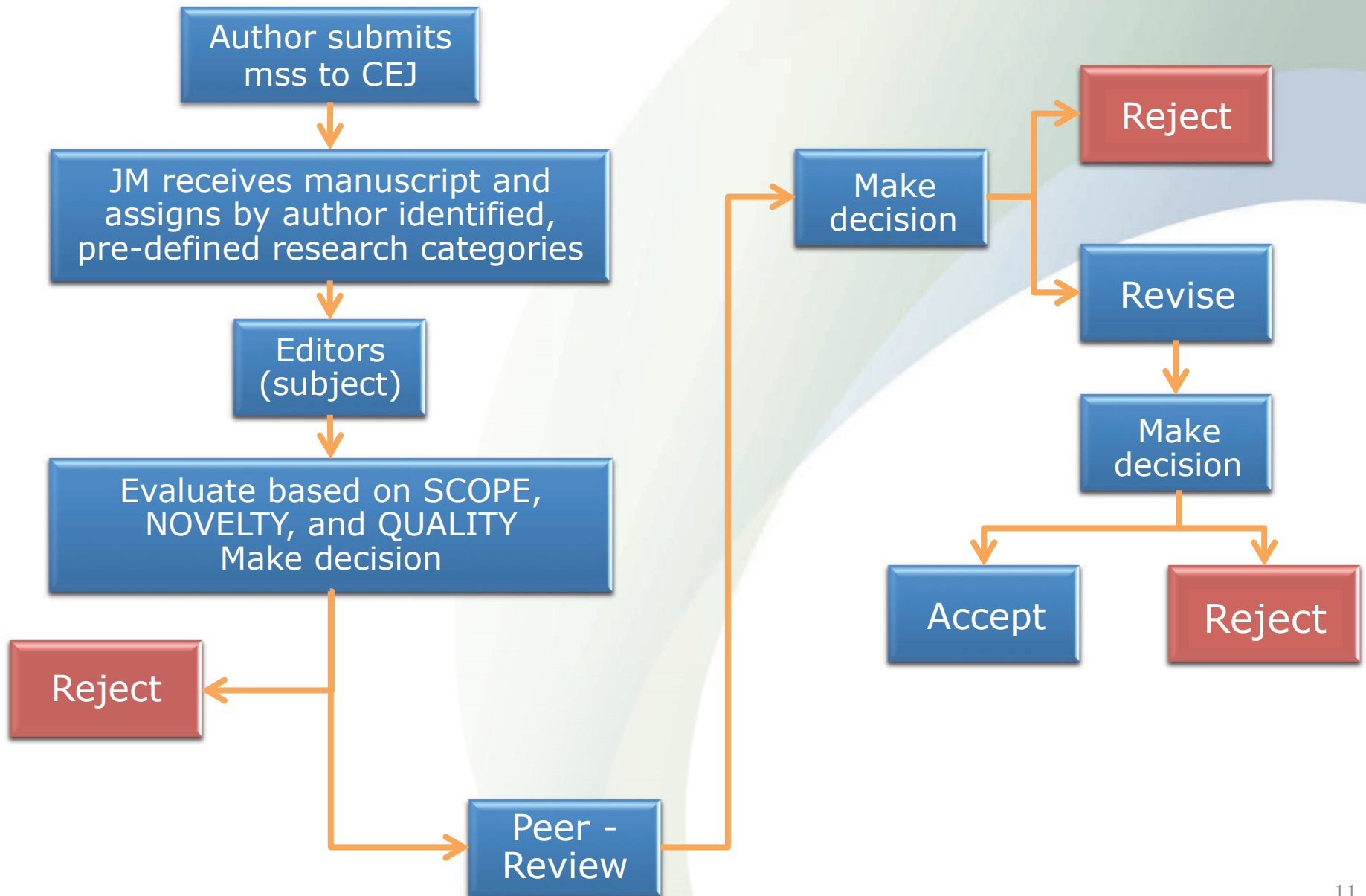
2. Understand the process (and the difficulties)

- **Anything** can be published (but not in a good journal!)
- As the reputation of the journal increases, so will the difficulty in getting published (or even reviewed)
- Ask yourself:
 - Why do I want to publish these results?



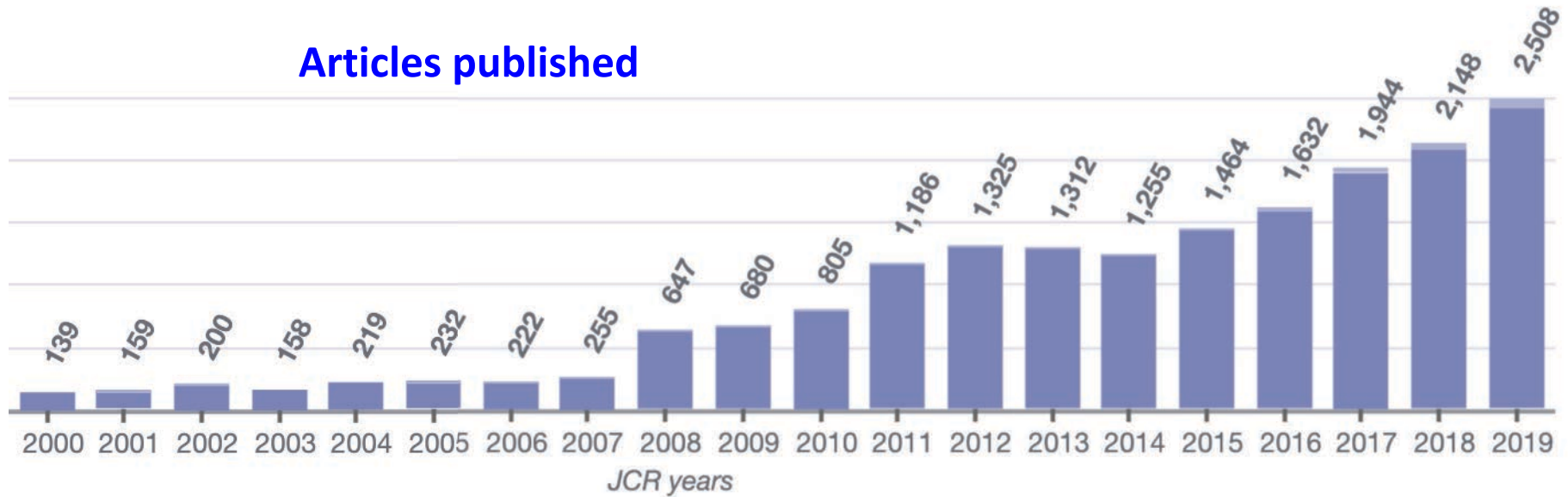
- These are **your reasons**.
- However, editors and reviewers will consider other reasons when assessing your work:
 - **How novel?**
 - **How relevant?**

This is what happens: Editorial Workflow



Articles published and Impact Factor

Articles published




Impact Factor



What is Impact Factor (I.F.)?

In a given year, I.F. of a journal is the average number of citations received per paper published in that journal during the two preceding years.

Derived in the 1960s as a way to rank the best Journals by E. Garfield, founder of Institute for Scientific Information (ISI), now part of Thomson Reuters



Citation Analysis as a Tool in Journal Evaluation

Journals can be ranked by frequency and impact of citations for science policy studies.
Science, (1972) Eugene Garfield

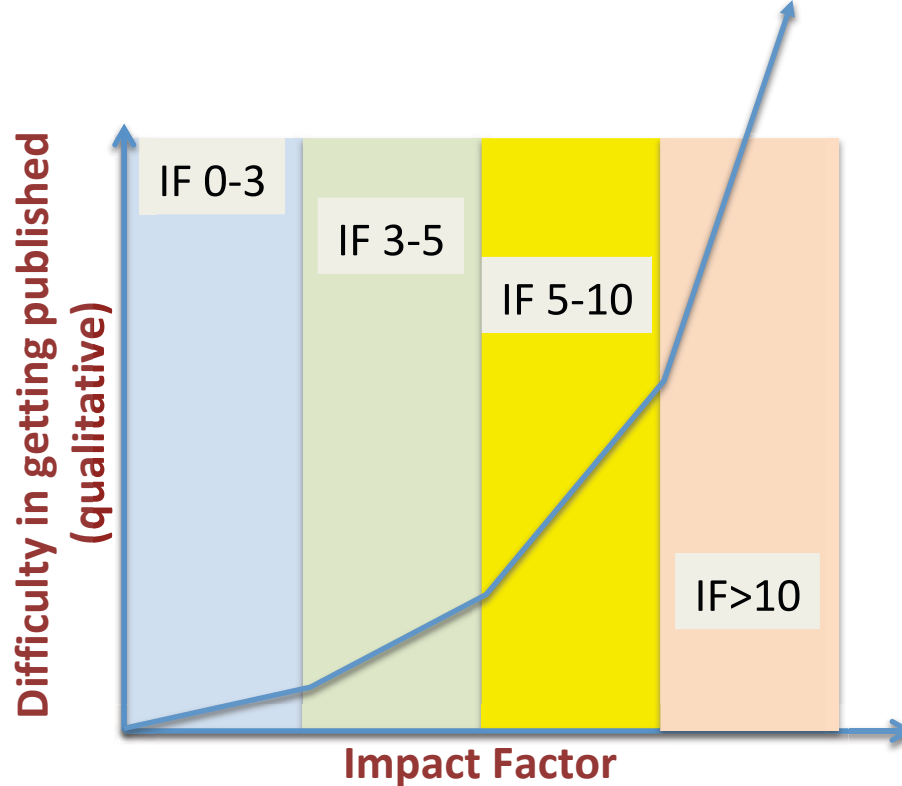
(NOTE: The article reprinted here was referenced in the essay which begins on page 409 in Volume 1. Its inadvertent omission was discovered too late to include it at its proper location, immediately following the essay.)

EXAMPLE:

- The 2008 impact factor of a journal would be calculated as follows:
- A = Number of times articles published in 2006 and 2007 were cited by indexed journals during 2008.
- B = Number of "citable items" (articles, reviews, proceedings, or notes) published by that journal in 2006 and 2007.
- 2008 impact factor = A/B .

Journals in NANOSCIENCE & NANOTECHNOLOGY

Go to Journal Profile		Journals By Rank	Categories By Rank			
<input type="text" value="Master Search"/>		Journal Titles Ranked by Impact Factor				
Compare Journals		Compare Selected Journals	Add Journals to New or Existing List		Customize Indicators	
View Title Changes !		Select All	Full Journal Title	Total Cites	Journal Impact Factor <small>▼</small>	Eigenfactor Score
Select Journals ◀		<input type="checkbox"/>	1 Nature Reviews Materials	12,657	71.189	0.05288
Select Categories ◀		<input type="checkbox"/>	2 Nature Nanotechnology	65,923	31.538	0.14090
Select JCR Year		<input type="checkbox"/>	3 ADVANCED MATERIALS	264,939	27.398	0.48537
2019 <small>▼</small>		<input type="checkbox"/>	4 ACS Energy Letters	18,351	19.003	0.05978
Select Edition		<input type="checkbox"/>	5 Nano Today	8,882	16.907	0.01326
<input checked="" type="checkbox"/> SCIE <input type="checkbox"/> SSCI		<input type="checkbox"/>	6 ADVANCED FUNCTIONAL MATERIALS	116,431	16.836	0.21448
Open Access		<input type="checkbox"/>	7 Nano Energy	52,300	16.602	0.11587
<input type="checkbox"/> Open Access		<input type="checkbox"/>	8 Energy Storage Materials	8,456	16.280	0.01640
Category Schema		<input type="checkbox"/>	9 Advanced Science	14,599	15.840	0.03954
Web of Science <small>▼</small>		<input type="checkbox"/>	10 ACS Nano	166,989	14.588	0.32002
		<input type="checkbox"/>	11 Nano-Micro Letters	3,393	12.264	0.00579
		<input type="checkbox"/>	12 Small Methods	3,528	12.130	0.00896
		<input type="checkbox"/>	13 Small	60,569	11.459	0.11131
		<input type="checkbox"/>	14 NANO LETTERS	165,521	11.238	0.27929
		<input type="checkbox"/>	15 BIOSENSORS & BIOELECTRONICS	62,284	10.257	0.08607
		<input type="checkbox"/>	16 Nanoscale Horizons	1,774	9.927	0.00361
		<input type="checkbox"/>	17 npj 2D Materials and Applications	719	9.324	0.00276
		<input type="checkbox"/>	18 ACS Applied Materials & Interfaces	214,885	8.758	0.42480
		<input type="checkbox"/>	19 Nano Research	19,099	8.183	0.03893
		<input type="checkbox"/>	20 Wiley Interdisciplinary Reviews-Nanomedicine and Nanobiotechnology	2,819	7.689	0.00424



With all its widely recognized problems as a “quality” indicator (see for instance en.wikipedia.org/wiki/Impact_factor), the IF of a researcher’s publications is still **the most widely used parameter** in evaluating academic careers.

Other complementary measurements:

- Total number of citations and number of highly cited papers
- Average number of citations per paper
- “h” (Hirsch) index

3. How to Publish (e.g. in *Chemical Engineering Journal*)

What steps do I need to take before I write my paper?

How can I ensure I am using proper manuscript language?

How do I build up my article properly?

First steps

Self-evaluate your work:

- Is it **new and interesting**?
- Is it a current **hot topic**?
- Have you **provided solutions** to some difficult problems?
- Are you **ready** to publish at this point?



Ask your supervisor and colleagues for advice. Sometimes outsiders see things more clearly than you.

What steps do I need to take before I write my paper?

How can I ensure I am using proper manuscript language?

How do I build up my article properly?

Do publishers correct language?

- No. It is the author's responsibility to make sure his paper is in its best possible form when submitted for publication
- However:
 - Publishers often provide resources for authors who are less familiar with the conventions of international journals.
 - Some publishers may perform technical screening prior to peer review.
 - <http://webshop.elsevier.com/languageservices>

NEW! Translation services

Lost in English translation? Write in your own language and get expert support. Our scientific professionals translate from eight different languages to English guaranteed **within 12 days**.

MORE >



English language editing

Only 5 business days to have your manuscript edited in correct scientific English. Our history of scientific publishing ensures that your English is free of mistakes.

MORE >



Manuscript Language – Overview

Write with clarity, objectivity, accuracy, and brevity

- Key to successful manuscript writing is to be alert to common errors:
 - Sentence construction
 - Incorrect tenses
 - Inaccurate grammar
 - Mixing languages

Check the Guide for Authors of the target journal for any language specifications

Sentence Structure

- Write direct and short sentences
- One idea or piece of information per sentence is sufficient
- Avoid multiple statements in one sentence

Tenses

- Present tense for known facts and hypotheses:
“The average life of a honey bee is 6 weeks”
- Past tense for experiments you have conducted:
“All the honey bees were maintained in an environment with a consistent temperature of 23°C.”
- Past tense when you describe the results of an experiment:
“The average life span of bees in our contained environment was 8 weeks.”

Grammar

- Use active voice to shorten sentences
 - Passive voice: “It *has been* found that there *had been*...”
 - Active voice: “We found that...”
 - Passive voice: “carbon dioxide *was consumed* by the plant...”
 - Active voice: “...the plant consumed carbon dioxide..”
- Avoid abbreviations: “it’s”, “weren’t”, “hasn’t”
 - Never use them in scientific writing
 - Only use abbreviations for units of measure or established scientific abbreviations, e.g. DNA

What steps do I need to take before I write my paper?

How can I ensure I am using proper manuscript language?

How do I build up my article properly?

Read the 'Guide for Authors'

- Is there a template? Are there extension limits?
- Look at the Guide for Authors!
- Stick to it, *even in the first draft* (text layout, nomenclature, figures & tables, references, etc.). In the end it will save you time!

Chemical Engineering Journal
An International Journal of Research and Development



ISSN: 1385-8947
Imprint: ELSEVIER

Actions

- Submit Article
- Order Journal
- Recommend to Friend
- Bookmark this Page
- Subscribe to RSS feed

Facts & Figures

Impact Factor: 3.461
5-Year Impact Factor: 3.681
Issues per year: 24

Guide for Authors

Author Information Pack

Printer-friendly

INTRODUCTION

- Types of papers

BEFORE YOU BEGIN

- Ethics in publishing
- Conflict of interest
- Submission declaration and verification
- Changes to authorship
- Copyright
- Retained author rights
- Role of the funding source
- Funding body agreements and policies
- Open access

Language and language services

- Submission
- Referees

- Additional information

PREPARATION

- Language
- Use of wordprocessing software
- Article structure
- Essential title page information
- Abstract
- Graphical abstract
- Highlights
- Keywords
- Abbreviations
- Acknowledgements
- Math formulae
- Footnotes

Artwork and figure for cover

- Color illustrations

- Tables

References

- Video data

- Supplementary data

Submission checklist

AFTER ACCEPTANCE

- Use of the Digital Object Identifier
- Proofs
- Offprints

AUTHOR INQUIRIES

Additional Information

[Editorial Board](#)

Readers

- [Access Full-Text](#)
- [Volume/Issue Alert](#)

Authors

- [Submit an Article](#)
- [Track Your Accepted Articles](#)
- [Guide for Authors](#)
- [Author Information Pack](#)
- [Webshop](#)

Librarians

- [Ordering Information](#)
- [Abstracting/Indexing](#)

Editors

Research Article Structure

- Title
 - Abstract
 - Keywords
-

Make them easy for indexing and searching!
(informative, attractive, effective)

How do you search for a paper?

- Main text (IMRAD)
 - Introduction
 - Methods
 - Results
 - And
 - Discussions
-

Make sure each section of the paper fulfills its purpose clearly & concisely

- Conclusions
- Acknowledgements
- References
- Supplementary Data

Write in the same order you read:

- Figures and tables
- Results and Discussion
- Conclusions and Introduction
- Abstract and title
- Methods/Experimental

Title

- A good title should contain the *fewest* possible words that *adequately* describe the content of a paper.
- Effective titles:
 - **Identify the main issue** of the paper
 - Attract attention
 - Are accurate, unambiguous, specific, and complete
 - Are concise, as short as possible
- Do not contain rarely-used abbreviations

Abstract

... is freely available in electronic abstracting & indexing services [PubMed, Medline, Embase, SciVerse Scopus,] → everyone can see it, even if they do not have a subscription/access to the full manuscript.

- This is the **advertisement of your article**.
- Make it interesting, and easy to be understood without reading the whole article. *What has been done? What are the main findings?*

Introduction

- **Introduction is especially important!**
 - A high proportion of **“lack of novelty” or “lack of impact” rejections** are made after reading **abstract, introduction and conclusions.**
- You are telling a story. Introduction sets the scenario.
- Do not attempt to summarize the whole field (it is not possible!)
- Quote what is necessary for background and to give credit to previous works. Do not add superfluous references.
 - Think: Editors will often choose reviewers from cited work

Introduction (Continued)


- Give a clear motivation for the work. **Explain why before explaining how.**
- Explain what is novel compared to what is already available in the literature
- High level description of your approach . Why is it important? Why is it difficult?
- What are the alternatives? Why is yours different or better?
- What are the gaps and how are you going to fill them? What is your “silver bullet”?
- **At the end of the introduction the reader knows the problem and the solution you propose**

Methods - *Describe how the problem was studied*

- Include detailed information. The reader should be able to reproduce the experiment.
- Previously published procedures need not be described in depth:
 - Cite methods and note any changes to the protocol and/or
 - Provide detailed methods in Supplemental Material
- Identify the equipment and materials used
 - Provide source and related product information (company, molec. weight, etc.)
- Write out full chemical/biological compound names (followed by abbr.) then use abbreviations throughout paper

Results


- You are telling a story. Keep the narrative flowing, concise, well organized
- The main findings
 - **Analytical description** of data
 - Findings/data of secondary importance to Supplementary Information
 - **Minimal *interpretation* of results and/or *comparison* with literature unless the journal combines Results and Discussion sections**
- Results of the statistical analysis,
- Figures and tables



Results: figures and tables

- Illustrations are critical because
 - Figures and tables are the most efficient way to present results and
 - Results are the driving force of the publication
- Captions and legends should be self-explanatory; figures should be able to stand alone
 - *What is the take home point?*
- Maximize space; make sure final versions of figures can be easily read (watch use of legends)
- Use consistent formatting between figures
 - Plots: labels and scale
 - Micrographs: scale bar, point out key features

Results: Do not try to fit everything in



What ends up
in the paper

Your work

Discussion

Interpretation of the Results

- **Critical interpretation** of the results
 - Make the Discussion correspond to the Results
 - Be rigorous. Do not make statements that are not supported by your data.
 - Compare your results to published results (not necessarily to confirm!)
- Significance & Implications
 - How does your data **relate** to the “**big picture**” / applications?
 - Can you **identify a mechanism** or form new hypotheses?

Conclusions

How the work advances the field from the present state of knowledge

- Not the same as a summary!
- Give conclusions that are supported by your results
- Try to end in a positive tone
- Do not overreach. Statements such as “this method can potentially be used...” do not belong to the conclusions (and often irritate referees)

References

Cite the main scientific publications on which your work is based

- Conform strictly to the style given in the Guide for Authors
- *Editors **WILL** use plagiarism detection software to validate authenticity*
 - Ensure you have fully absorbed material you are referencing.
 - Give credit to original article
- Avoid excessive self-citations

Acknowledgments

Ensures those who helped in the research are recognised

Include individuals who have assisted with your study, including:

- Advisors
- Financial supporters
- Proofreaders
- Suppliers who may have given materials and/or perform tasks for the manuscript (but not enough for authorship)

Now that you think you have finished...

- Read the paper again and circulate to all co-authors. Be critical yourself and accept criticism from others.
- Try to be in the position of a reader/reviewer.
 - Forget what you know, read only what is written. Yes, it is difficult. Just keep trying
- If possible, have someone else you trust to comment on the paper.
 - If you need to explain something verbally, then you probably need to rewrite that part.

Authorship

General principles for who is listed first

- First Author
 - Generally conducts and/or supervises data generation
 - Sometimes puts paper together and submits to journal
- Corresponding author
 - The first author or a senior author from the institution. Considered “main responsible” for the contents (but responsibility is shared!)
 - Sometimes puts paper together and submits to journal

Avoid

- Ghost Authorship
 - leaving out authors who should be included
- Gift Authorship
 - including authors who did not contribute significantly
- Spelling names: Be consistent!

All authors are responsible. Ensure everyone is aware of manuscript and offer opportunity to provide edits.⁴⁰

A QUESTION OF CREDIT

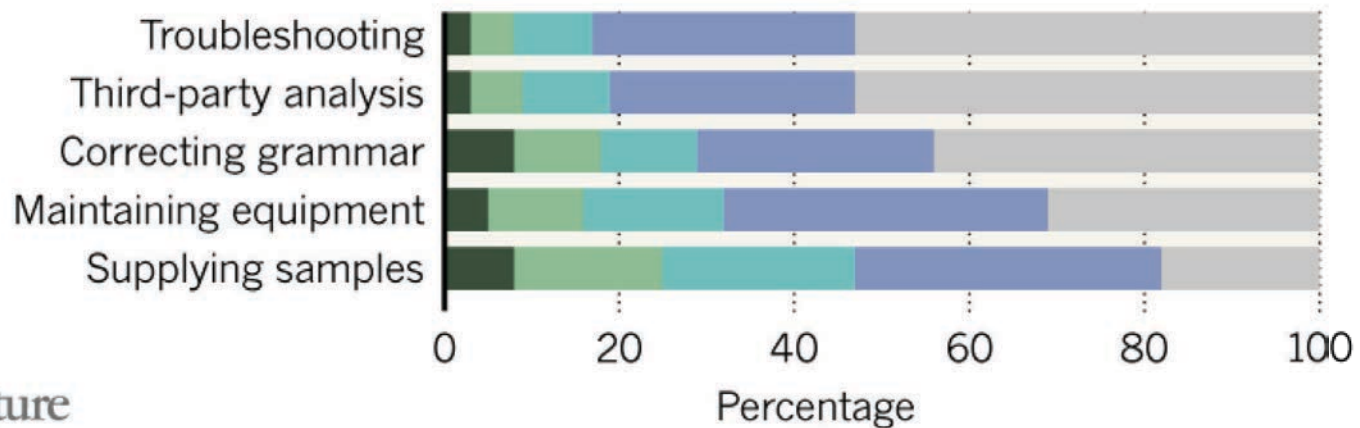
A survey of nearly 6,000 researchers across scientific fields reveals which contributions to research papers tend to attract authorship credit, and which don't.

■ Almost always ■ Usually ■ Often ■ Sometimes ■ Almost never

Contributions that most researchers say deserve authorship credit



Contributions that fewest researchers say deserve authorship credit



©nature

<https://journals.plos.org/plosone/article?id=10.1371/journal.pone.0198117> 22000

Cover Letter

Very important: *Your chance to speak directly to the editor*

- Often overlooked by authors and filled cursorily (a big mistake!).
- You have spent months working in your paper. Do not hurry up now!
- Explain the main findings and motivation
- Highlight the novelty and significance of results
- State final approval of all co-authors
- State prior reviews, revisions, etc.
- Suggest Referees: experts, not collaborators
- *State any conflicts of interest*

Peer-Review

- **Minor Revision**

- Good job. Just do what you are told and **resubmit quickly**.

- **Rejection**

- It may be disappointing, but most of the times reviewers are right (and yes, they did understand the paper; and no, they are not biased against you)
- If you think you have been unfairly treated you may appeal. But this should be exceptional.
- And remember: Exceptional papers with real breakthroughs are often rejected

Reading the rejection letter



From G. Patience's talk: "Publication process, what authors are facing"

Peer-Review

- **Major Revision**

- Major is “major.” Take it very seriously.
- Answer all the comments received, one by one, explaining the changes made to the manuscript in response to the remarks (or the reason why a modification is not required).
- Go straight to the point. Refer to what the comment is about, and not something else.
- If you feel a remark is not justified or a request is unreasonable, say so, but substantiate your response.
- If in doubt, **the Editor is likely to send it back to the referees.**
- Submit a revised version where the changes have been highlighted.

After acceptance

- Be diligent with any last minute requests (e.g. Quality of figures, format adjustments).
- Return the proofs quickly. But make sure you revise them thoroughly (it is your last chance to correct any mistakes before your manuscript is published)
- Decide whether or not to submit a figure for the Journal cover. Decision will be based on both paper quality and figure impact.



Any Questions?



Author Rights & Responsibilities

Originality

- Research work should represent original and meaningful work that is objectively researched and accurately reflected in well-written reports and papers
 - **Fabrication**
 - Making up research data
 - **Falsification**
 - Manipulation of existing research data
 - **Plagiarism**
 - Plagiarism takes many forms, from “**passing off**” another’s paper as the author’s own paper, to **copying** or **paraphrasing** substantial parts of another’s paper (without attribution), to **claiming results** from research conducted by others

Plagiarism Detection

Unethical behavior by researchers degrades the scientific record and the reputation of science and medicine in the broader community, and can unfairly affect the reputation and academic record of individual researchers/authors



Title	Report	Author	Processed
Pasted Document 1 part - 288 words	0%		03/27/08
testpaper.doc 1 part - 1,956 words	95%		03/26/08
test2.doc 1 part - 232 words	99%		03/26/08

programming is to compare the content of programs paid for and chosen by the viewer with those on channels that get their income mainly from advertisements.

The media is how people learn about world affairs and recent news. In a certain respect we can say that media provides a lens in which the viewers can view the world.

A recurring issue for the left historically has been how to address the capitalist media. In recent years the problem has grown ever more severe, and no small amount of attention has been given to examining the problems of the commercial media and how closely they reinforce and accentuate problems within the broader social order. The logic of this criticism has become clear: progressives need to work on challenging the corporate domination of media as part of the broader struggle for social justice. If changing media is left until "after the revolution," there will be no revolution, not to mention fewer chances for social reform. But politicizing control over media has proven to be extraordinarily difficult for activists. That is why the massive and largely unanticipated 2003 campaign in the United States to stop further media concentration, which almost overnight reached a scale not seen in media reform struggles since the 1930s, is so important and instructive. This article

22% match (Internet)
www.monthlyreview.com

show in web page

A recurring issue for the left historically has been how to address the capitalist media. In recent years the problem has grown ever more severe, and no small amount of attention has been given to examining the problems of the commercial media and how closely they reinforce and accentuate problems within the broader social order. The logic of this criticism has become clear: progressives need to work on challenging the corporate domination of media as part of the broader struggle for social justice. If changing media is left until "after the revolution," there will be no revolution, not to mention fewer chances for social reform. But politicizing control over media has proven to be extraordinarily difficult for activists. That is why the massive and largely unanticipated 2003 campaign in the United States to stop further media concentration, which almost overnight reached a scale not seen in media reform struggles since the 1930s, is so important and instructive. This article chronicles that revolt.

March 2004 REVIEW OF THE MONTH The Commercial Tidal Wave ROBERT W. MCCLESNEY and JOHN BELLAMY FOSTER For a long time now it has been widely understood within economics that under the capitalism of giant firms, corporations no longer compete primarily through price competition

Conflicts of Interest

- **Conflicts of interest can take many forms:**
 - **Direct financial**
 - Employment, stock ownership, grants, patents
 - **Indirect financial**
 - Honoraria, consultancies, mutual fund ownership, expert testimony
 - **Career & intellectual**
 - Promotion, direct rival
 - **Institutional**
 - **Personal belief**

- The proper way to handle potential conflicts of interest is through transparency and disclosure
- At the journal level, this means **disclosure of the potential conflict** in your cover letter to the journal editor

Authorship

- Policies to address authorship can vary
- The International Committee of Medical Journal Editors (aka Vancouver Group) declared that an author must:
 1. **substantially contribute** to conception and design, or acquisition of data, or analysis and interpretation of data;
 2. **draft** the article or **revise** it critically for important intellectual content; and
 3. **give their approval** of the final version to be published.
 4. **ALL 3 conditions must be fulfilled to be an author!**
- Any other contributors only need to be acknowledged.

Submissions

- **Multiple, redundant, or concurrent publication issues**
 - Ideally, the situation should be avoided where manuscripts that describe essentially the same research are published in **more than one** journal or primary publication
 - An author should avoid submitting **a previously published paper** for consideration in another journal
 - **Duplication** of the same paper in multiple journals of **different languages** should be avoided
 - **“Salami slicing”**, or creating several publications from the same research, is manipulative and discouraged

Who is responsible for ethics?

- **All stakeholders have a part to play in upholding ethics**
 - **Authors**
 - **Institutions/companies/agencies/funding bodies**
 - **Publishers/journal editors**

-
- **Full Membership of the Committee on Publishing Ethics (COPE) for all Elsevier journals as from 2009**
 - **supports editors with a Publishing Ethics Resource Kit (PERK) to guide them in investigations of unethical behavior**



COPE - <http://www.publicationethics.org.uk/about>

PERK - <http://www.elsevier.com/wps/find/editorshome.editors/Introduction>

Consequences

- **Potential consequences can vary according to the severity of the misconduct and the standards set by the journal editors, institutions and funding bodies.**
- **Possible actions include:**
 - **Written letters of concern and reprimand**
 - **Article retractions**
 - **Some form of disciplinary action on the part of the researcher's institute or funding body**



Any Questions?