

National cases inquiry

Facts & figures

University of Antwerp

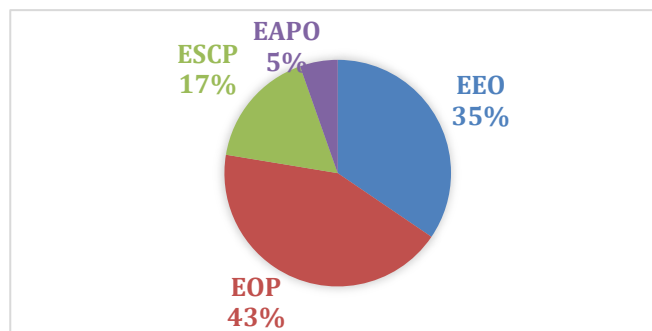
Venusstraat 23
2000 Antwerp
Belgium

Fieke van Overbeeke
fieke.vanoverbeeke@uantwerpen.be

Total amount of cases and share per regulation

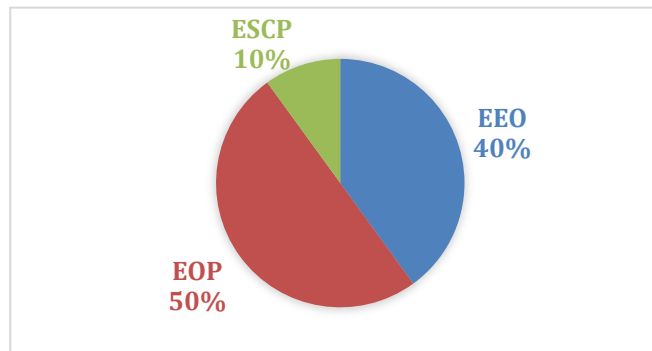
499 **national** cases were uploaded by our research partners from Belgium, France, Germany, Luxembourg, the Netherlands, Poland and Spain.¹

The share per regulation is: 172 EEO cases; 215 EOP cases; 85 ESCP cases; 27 EAPO cases. See the diagram below:



20 **EU** cases were uploaded by one of our research partners.

The share per regulation is: 8 EEO cases; 10 EOP cases; 2 ESCP cases. See the diagram below:



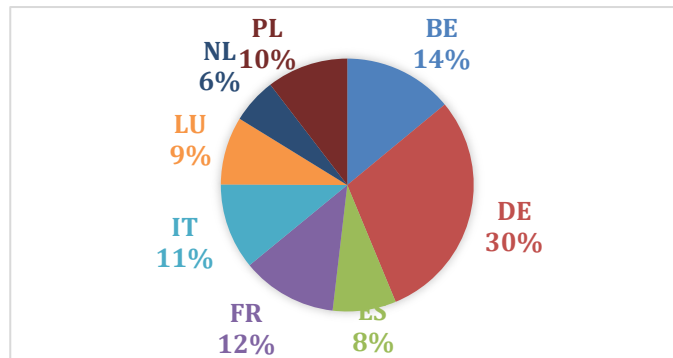
¹ NB the amount of uploaded cases does not have to reflect the actual amount of application of the regulations in the various countries. In some cases the application of a regulation can be considerably higher than is showed in the database. E.g. Luxembourg reported to have collected 527 ESCP cases and even state there are many more.

Share of regulations per country

EEO Regulation

(nr. 805/2004)

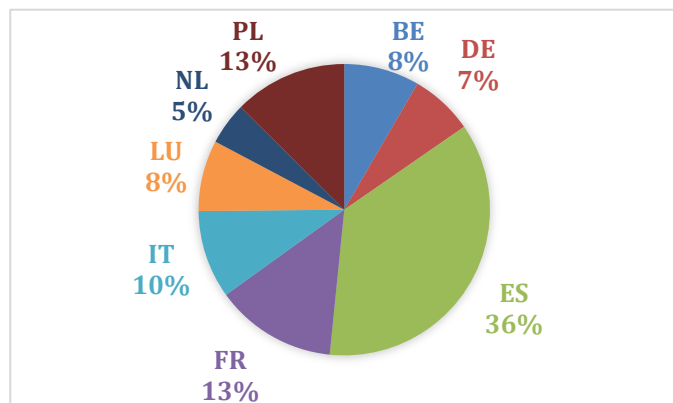
172 EEO cases were uploaded in the database. See the diagram below for the uploads of the EEO per country:



EOP Regulation

(nr. 1896/2006)

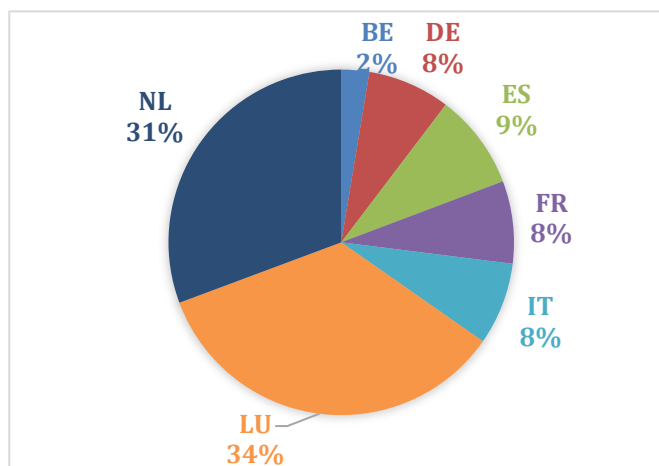
215 EOP cases were uploaded in the database. See the diagram below for the uploads of the EOP per country:



ESCP Regulation

(nr. 861/2007)

85 ESCP cases were uploaded in the database. See the diagram below for the uploads of the ESCP per country:



EAPO Regulation

(nr.2015/2421)

27 EAPO cases were uploaded in the database. See the diagram below for the uploads of the EAPO per country:

