

A New Technique for Tying the Surgeon's Knot

Jose I. Arias,² María A. Aller¹ and Jaime Arias¹

From the ¹Cátedra de Cirugía, Facultad de Medicina, Departamento de Cirugía I, Universidad Complutense, Madrid, ²Servicio de Cirugía General, Hospital Monte del Naranco, Consejería de Sanidad y Servicios Sociales, Oviedo, Principado de Asturias, Spain

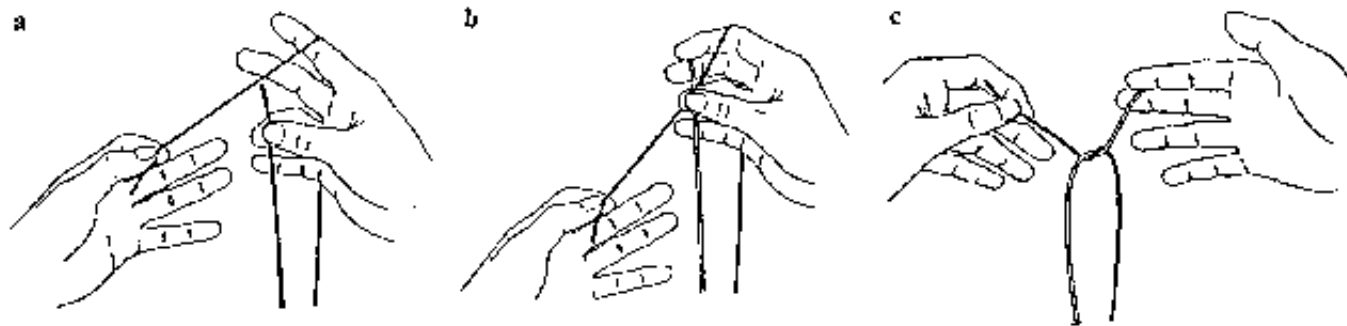


Fig. 1 (a-c). One handed method of tying the first half hitch. The black ligature is held in the left hand and the white ligature in the right hand by the right-handed surgeon.

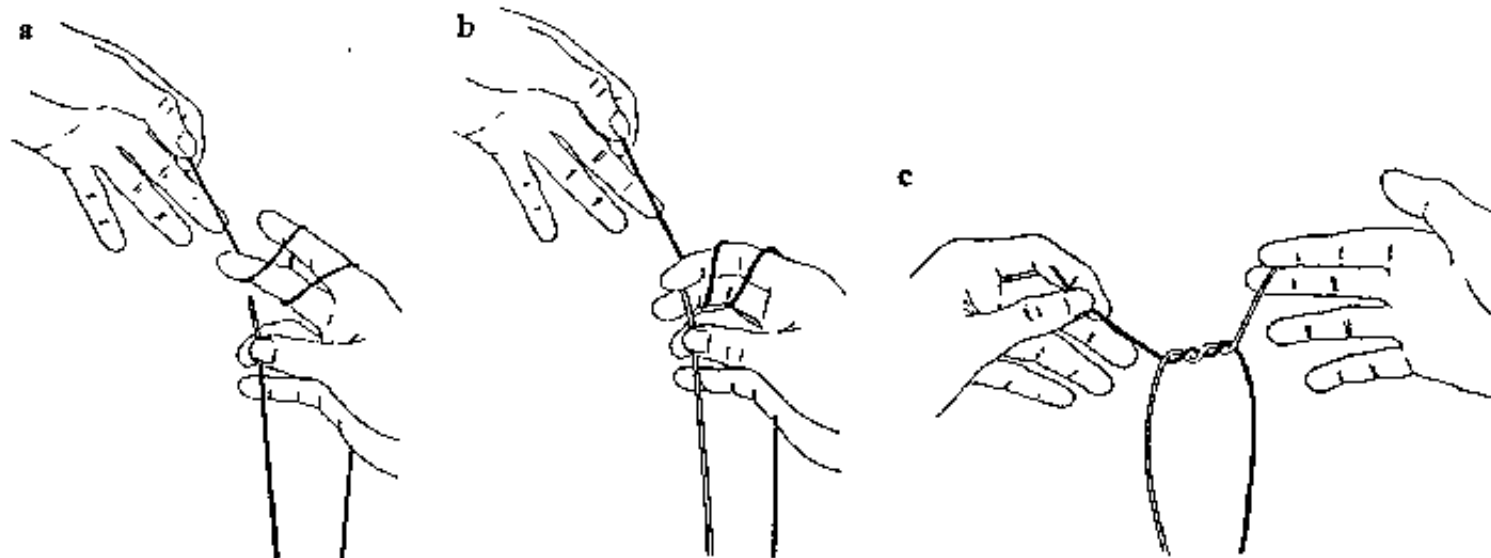


Fig. 2 (a-c). Double turn of the first half hitch.

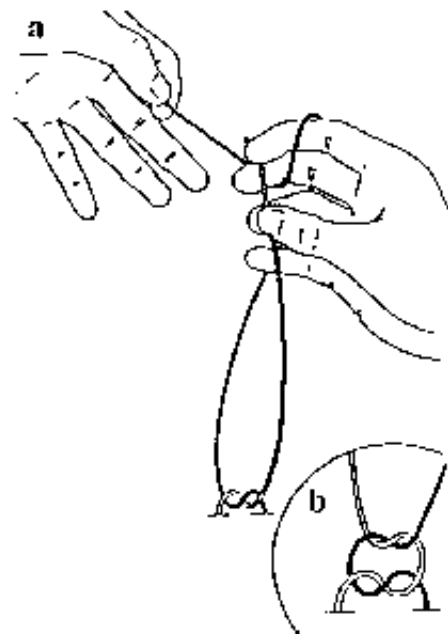


Fig. 3 a. The surgeon's knot is completed by tying the second half-hitch with the right hand. *b.* The loop must be rotated 180° by crossing the hands before it is tightened. This second half-hitch is now drawn taut to form a simple square knot.